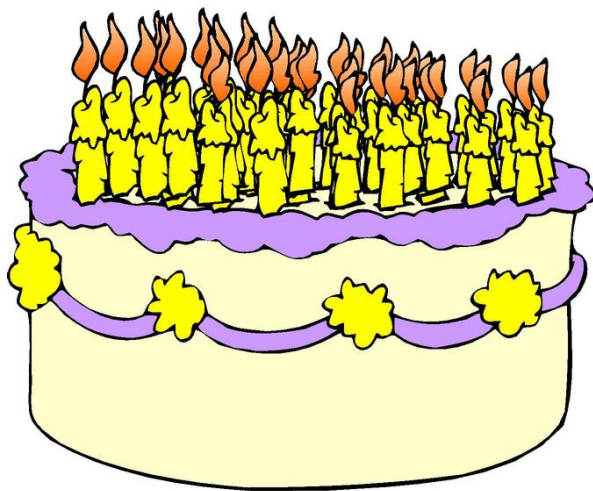


primary Success

It's
100 Day!



It's 100 Day!

Most early primary teachers count the days in school, usually in the Opening Exercises: as each new day arrives, another number is added to the 100 grid or to an adding machine tape.

By the time **100 Day** arrives the children are familiar with the numbers 1 to 100. They can count by 1s, forward and backward. They can count by 2s, 5s and 10s to 100. In Grade One the children are beginning to understand place value to 100.

Other Ways of Coming to 100 Day



A book count

Write the name of a book you read each day onto a chart and by 100 Day you will have several charts full of book titles. The children will have fun finding their favourite books on the list and remembering all the stories.

Count down...

Many teachers also count how many days of school are left until 100 Day so the children are counting backward as well as forward. Make a sign in the classroom - "100 Day Is Coming! Only ___ Days To Go!", changing the number daily.

Collecting 100...

Collect 100 e-mail messages from around the country or around the world and plot their origins on a large map.

Collect postcards from other locations. These can be traded with other classes on world-wide postcard exchanges on the Internet.

A 100 mural

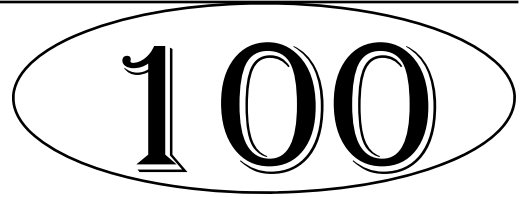
On the first day of school begin a mural on an interesting topic. Each day add one more part to the mural. For example, begin a dinosaur mural and each day glue another picture of a dinosaur to the mural. By 100 Day the mural will be full of interest. Other examples would be a mural of birds, sea life, etc.

A 100 piece puzzle

Buy a 100 piece puzzle at the beginning of the school year. Start the puzzle on day 1, adding one more piece to the puzzle each day. The children will be excited about finishing the puzzle on this special day!

Collections of 100

Send home the following letter a week before 100 Day.



Hundred Homework

The “100th Day of School” is coming! We are planning a big celebration and this homework assignment is in preparation for the giant event! Here's what to do:

- ◆ Brainstorm things you and your family could easily collect in quantities of 100 and make a list of them.
- ◆ Choose something from your list and gather 100 of that item - it may be a collection you already have or a new collection.
- ◆ Design a unique way to display your collection.
- ◆ Be sure you have exactly 100 of the item in your display.

Bring your collection to school by _____ .

On 100 Day each child can fill in the following.

My 100-Day Collection

I collected 100 _____

The most unusual item anyone collected was 100 _____ .

I like _____'s collection because _____.

Prizes can be given for the most unusual collection, the most brightly coloured collection, the smallest items collected, etc.

Display the collections

You can ask that all the items brought in for the collection will fit into a certain size plastic bag. If the items brought in by the children are small, each collection can be glued onto a large piece of paper (or the bags stapled up) and displayed on the bulletin board.

Compare the collections

- ◆ With the collections still in the plastic bags, discuss which collection might be the longest if the items were placed end-to-end, which one the shortest, the heaviest, the lightest, etc.
- ◆ Graph the children's guesses.
- ◆ Weigh or measure the bags.
- ◆ Each child can set his/her collection out in a line with each piece touching to see who has the shortest or longest collection.

The 'best' collection

Each child could bring 100 pieces of a small snack and they could be blended to make a trail mix. Many teachers do this, but for sanitary reasons it is suggested that you bring 10 or more different bags of items and then the children can count 10 pieces of each to make up their own blend. This way the food is not handled except by the child who is eating it. You could bring:

- ◆ raisins
- ◆ M&M's
- ◆ chocolate chips
- ◆ cereal - Use different kinds and shapes.
- ◆ popcorn (popped)
- ◆ peanuts
- ◆ goldfish crackers
- ◆ mini pretzel twists
- ◆ Teddy Graham crackers

Find 100 letters

Give each child an old magazine and a sheet of coloured construction paper. Ask them to cut out 100 fancy letters from the magazine and glue them to the sheet. This will make a colourful display.

100 Day

100 helping hands

Ask the children to trace their hands on different colours of construction paper. Cut out and mount on chart paper with the title, "100 Helping Hands".

Brainstorm:


- ◆ 100 ways to be a good friend.
- ◆ 100 nice things to say. Write them on a chart.
- ◆ 100 animals
- ◆ 100 things to eat
- ◆ 100 book titles
- ◆ 100 things to do outside
- ◆ Think of things that are red. When you have come to the end of your list, go on to yellow, then to blue, then green, etc. Graph how many of each colour. Do you have 100 coloured things?

Have a 100 breakfast...

Eat a sausage and 2 pancakes - or -
a sausage and 2 small bagel halves

Have a 100 lunch...

Eat a pretzel and 2 cookies - or -
a hotdog and 2 mini-doughnuts



Language Arts Activities

100th Day Word Book

Print 10 vocabulary words each day for the nine days leading up to 100 Day in a book. On the special day finish the last page by adding ten words more. Illustrate the book.

100 Words I Can Read

As the children are reading, have them count off 100 words. They will be surprised at how little reading that is!

Try these books:

One Hundred Monkeys by Daniel Solomon Cutler, Marsha Winborn (Illustrator) ASIN: 0671735640

The Wolf's Chicken Stew by Keiko Kasza ISBN: 0399214003

The Hundred Penny Box by Sharon Bell Mathis, Leo D. Dillon (Illustrator) ISBN: 060601280X

One Hundred Hungry Ants by Elinor J. Pinczes, Bonnie MacKain (Illustrator) ISBN: 0395631165

The 100th Day of School by Angela Shelf Medearis, Joan Holub (Illustrator) ISBN: 0606084673

Read to 100

- Read for 100 minutes! Do five 20 minute reading times spread throughout the day. Keep a tally of the minutes spent.

- Can the class read 100 books in this time?



100 books

Brainstorm a list of 100 favourite books. Vote to see which book is the best of all!

100 Rap

One hundred is cool
It's really fine
It's a one sitting there
With two zeroes behind

When you have 100
You have a lot.
100 ones or
Two 50's you've got.

Now counting by 10's
Still takes some time
It's 10 + 10 + 10 + 10
10+10+10+10
10 +10
Whew,
What a rhyme!

100 Day Activities

Popcorn for Everyone!



Put 100 pieces of unpopped corn in a hot air popper without the lid. Have the children estimate how many they think will pop in five minutes. Give each child a small (3"x 3") piece of paper to put his/her name on and put on the floor by the popper. If a piece of popcorn lands on the child's paper, he or she gets a prize. The popcorn doesn't go very far from the popper but don't let the children get too close in case an unpopped kernel flies out.

What makes popcorn pop? It's the water molecules inside the kernel that get hot and turn to steam. Steam takes up more space than liquid water and the steam breaks the hull of the popcorn. The kernels that didn't pop probably were too dry.

Estimate how much space 100 popcorn kernels will take up (unpopped). Then using an air popper with the lid, pop them and estimate how many will pop and how much space they will take up.

Graph how many popped and didn't pop.

Sh-h-h-h-h....

Have 100 seconds of silence - interesting! This is a good activity when things get too wild.

Make 100 Chains

The children can work alone or in groups to make a 100 chain. Have three different colours of paper links. Put links together with a different colour for the 5's and the 10's. For example, if you use red, yellow and blue, the pattern might be:

R R R R Y R R R R B R R....

Count by 5's and 10's to 100 using the chain.

Make a 100 Day Quilt

Each child can make a panel, drawing and colouring 100 objects of their choice. Glue the panels onto a mural to form a bright quilt.



A 100 Day Puzzle

Cut a 100 chart into pieces and see if the children can re-assemble it.

Writing About 100

Write a Story

Ask the children to write a story with 100 words! In Grade One begin this perhaps five days before 100 Day, and in Grade Two it can be done on the day itself.

Make a Class Book

Each child completes and illustrates this page:

I wish I had 100 _____,
I wish I had 100 _____,
I wish I had 100 _____,
But I'd never want 100 _____!



Some Story Starters:

- What will the world be like in 100 years?
- If I had a hundred dollars, I would.....
(Give each child a cut-out graphic of a \$100 bill!)
- I would like 100
- I would not like 100
- When I am 100.....
- I could eat 100 but I could not eat 100
- Having 100 could be a problem because
- I can lift 100 but I cannot lift 100

Illustrate the story.

100 Names

Ask each child to write his or her own name 100 times.

Or....

Ask the children to see if they can collect 100 signatures at recess and lunch hour.

Tell About 100 Day

Make a book -

100 Day

by _____

Today was the 100th day of school.

Tell what the child did, what games they played, what they ate, etc.

Our 100 Day Song

Hi Ho, Hi Ho
One hundred days ago
We came to school
And we are so cool
Hi ho, hi ho, hi ho, hi ho.

Art Projects for 100

When I am 100.....

Ask the children to draw the way they look now and the way they will look when they are 100 years old!

Make a necklace

Count out 100 *Cheerios* or *Froot Loops* and then string them to make a yummy necklace.

Make patterns

Begin with a blank 100 grid on white paper. Each child writes their name over and over, one letter in each square without leaving any empty spaces, moving left to right as you would count on the grid until the grid is completely filled. The child then decides on a key so that all of one letter of the name is one colour. For example: Mike might colour all m's green, all i's red, all k's blue and all e's orange. When the class is finished they can compare their patterns. Some create stripes, some diagonals and some designs are quite unusual.

These make a great display on a bulletin board, placed in a design or glued to a piece of mural paper to form a quilt.

Use your imagination....

Give each child a different coloured page marked out into an empty 100 grid. The children cut it into pieces and glue the pieces onto a larger paper to form a shape or picture. They could trade colours with a friend as long as the numbers remain constant.

Helping Others

Collect donations of 100 non-perishable food items for a food bank on 100 day.

If you make the donations all canned food, then the cans may be counted by 1's, 2's, 5's and 10's. Make a graph of how many cans of corn, beans, soup, fruit, etc.

Begin a week or two ahead of 100 Day to have a penny drive. What a great 100 Day project to count all the pennies into 10's and then into dollars! Donate the money to a charity.

Collect returnable bottles and/or cans. Graph the different types and count them. Donate the money to help others.



Songs and Poetry

A 100th Day Song

(sung to the tune of "I've Been Working on the Railroad")

We've been working in our classroom
For 100 days.
We've been working in our classroom
Working hard each day.
Rising early in the morning.
Bring our books and pencils, too.
Every day we come to (school name),
We learn something new!

100th day is here. Come on - give a cheer!
100th day is here. Hooray, hooray!
100th day is here. Come on - join the fun!
100th day is here. Hooray!

We've been counting to 100
Every day this year.
We've been counting to 100
And now that day is here!
Reading, writing, and mathematics
And lots of games to play
For in our classroom we are learning
About 100 in every way.

100 words to read, 100 things to count
100 things to do in school all day
100 things to make, 100 words to spell
How we love 100's day!

One Hundred!

Count your fingers one to ten
Count them up and back again.
If you count them ten times then
You will reach one hundred.

One hundred years is awfully old.
One hundred degrees is hot, not cold.
One hundred pounds will squish your toes.
That's a lot, one hundred.

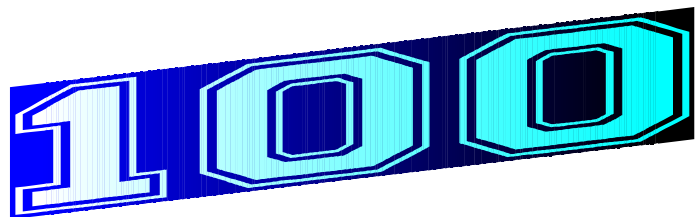
A hundred is a lot of things
We see from day to day,
And if I had one hundred friends,
Then we all could say:

Count your fingers one to ten
Count them up and back again.
If you count them ten times then
You will reach one hundred.

One Hundred Days of School

Oh, we started school a long time ago
And there's much we've learned
And a lot we know.
We can read, write and spell
We do math very well
It's a hundred days of school!

Yes, we've studied hard
And we've made new friends
And there's much to do
Til the school year ends
But for now, Hip-hooray
We've reached our 100th Day
It's one-hundred days of school!



Math Ideas

100 Children

Collect 100 kids in the hallway to see how long a line is formed! How long would it be if the children lay on the floor with heads and toes touching?

Can You Estimate 100?

Fill three clear plastic jars (peanut butter jars are good) with the same item - such as M & M's, popcorn, small marshmallows, etc. One jar should have less than 100, one more than 100 and one exactly 100. Label the jars A, B, and C. Have the children make an estimate of which jar has 100. Graph the answers using the children's names.

100 "Feet"

Ask the children to trace their feet and cut out the tracings until you have 100 feet. Discuss putting them heel to toe in a long line and estimate how long the line would be in the hall. Put each child's guess on a piece of tape and then lay the feet out to see. The closest guess wins, of course!

Melt 100

Put 100 ice cubes in a large clear jar, so the jar is about 1/2 full. Ask the children to guess how much water there will be when the ice cubes melt, and mark their guesses on the jar with a felt pen.

If you have a large washtub, you can do the same experiment with 100 snowballs.

Wow! 100 math problems!

Give each child a math worksheet with 100 problems in addition and/or subtraction.

100 dots

For fun, ask the children to do some dot-to-dot puzzles with 100 numbers.

Time

How long is 100 minutes? How long is 100 seconds? Set a timer or stop-watch so the children can see. Predict what you can do in 100 seconds and then see if it can be done.

Discuss 100 hours. We know how long 100 days is!



More 100 Day Activities

Count 100 M & Ms and graph the colours.

Make a soup with 100 things in it.

Link 100 standard paper clips together and 100 larger paper clips together and compare the lengths of the chains.

Estimate the length of 100 shoelaces or 100 feet, or a 100 children's bodies lying down, or 100 arm lengths, or 100 legs by placing the child's initials with chalk at his or her estimate.

Use linking cubes or toothpicks against a wall (perhaps in a hallway) and ask the children to predict how long a hundred items would be end to end. The closest estimation could win a prize.

"100 People We Love!" Ask the children to cut out 4 or 5 hearts each and write a name of someone they love on each one. As 100 Day comes near Valentines Day this serves two purposes!

Have a 100 Day Assembly!

The whole school can assemble at the 100th minute of school on the 100th day! This can be made into a big production. Here are some ideas:

- ◆ The teachers could dress (and act) as if they were 100 years old, or wear t-shirts with a big 100 on the front and back.
- ◆ Classes could each do a 100 Day poem or song, or display something they have made showing 100. The older classes could make up a 100 Day rap or a play.
- ◆ Everyone could do 100 aerobic exercises together - 10 of each motion.
- ◆ Have a 100 Day cake for the school with 100 candles. Have the Principal blow out the candles.
- ◆ The Principal could make a speech with exactly 100 words. Will any child figure this out?
- ◆ Pop 100 balloons.

P.E. Ideas for 100 Day

- ◆ skip 100 times
- ◆ bounce a ball 100 times
- ◆ do 100 exercises, such as knee bends, jumping jacks, etc.
- ◆ hop on one foot 100 times
- ◆ take a 100 step walk around the school with giant steps
- ◆ run in place for 100 seconds



Have a 100 Day Party!

Games

Find the Missing Numbers!

Set up a large 100 grid, and put in some of the numbers. Write the missing numbers on round, blank stickers and hide them around the room. When children find a number, they must place it on the 100 grid in the correct sequence.

Play 100 Bingo

Give the children a grid with some or all of the numbers to 100 missing. Have the children colour in their five favorite numbers. Randomly call numbers from 1 to 100. The first child who has all of his/her favorite numbers called is the winner.

Play 'Race to 100'

All the children get a grid numbered to 100. They play with a partner and take turns rolling a die. If they roll a three, they colour in three squares, etc. The first one to get to 100 is the winner.

A Toothpick Race

Count out 100 toothpicks. See who can be first to pile up the toothpicks, log cabin style.

Food

Bake a cake and place 100 M&Ms on top. (100 candles will make too large a fire, unless you have a very big cake so the candles can be separated.....)

Have 100 pieces of snack - peanuts, small marshmallows, raisins, mini-crackers, M & M's, etc.

Eat 100 - a hot dog and 2 mini-doughnuts.



- For the party:
- Hang 100 balloons from the ceiling.
 - Hide 100 things around the classroom.
 - Watch a video that is 100 minutes long.
 - Have a parade! Make pennants with 100 on each. Chant “Hurray, Hurray! It’s 100 Day!” and parade down the hall.
 - Wear your 100 glasses.

Give out a 100 Day certificate at the end of

Make 100 Day glasses for the children to wear!

Copy the 100 below onto tag. Make a hole on either side and tie string or elastic through the holes.

