




September Stuff 2010



Getting Ready - Things To Do

- Make name tags for desks, coat hooks, bulletin boards, door, necklaces, helpers; on magnets, clothes pins and/or popsicle sticks. Or..... instead of name tags, put up numbers permanently and give each student a number on the first day.
- Calendar corner – Make or buy a calendar, weather chart, days of the week, months, today is, days in school chart, birthday chart, temperature, etc., and tack up behind your meeting circle spot. Have a handy place to put all the things needed - perhaps a plastic box with drawers that could sit on a table beside your chair.
- Charts – alphabet, colour words, numbers and number words, poems, direction words, etc. Different grade levels have different needs.
- Set up the word wall, ready for the first week's words. Having the year's words ready is a time saver.
- Letters to parents and/or students. Perhaps do a class handbook. A great idea is to have the parents write a letter telling you about their child.
- Prepare your computer files for each child and a data-base (Works) with emergency numbers, addresses, birthdays, etc. Prepare data-bases for marks in different subjects and files for anecdotal remarks.
- Know what your classroom rules will be and have a rules chart prepared if you wish.
- Know the school rules and procedures if you are new to the school.
- Review curriculum outcomes. Cut and paste the outcomes for your grade from the provincial website into files of your own, and separate into months if possible.
- Prepare a binder for marks and anecdotal remarks that will be useful to use on a regular basis.
- Have at least one week's lessons, worksheets, flashcards, games, etc., ready.
- You will want to have your students tested in the first week or two. The Successful Assessment K-2 book is very useful - it provides tests at each grade level and check sheets so you can have a good idea of each student's level of knowledge.
- Have art supplies ready and paper supplies organized.
- Have plans for the handling of supplies.
- Have a decorated 'Welcome' bulletin board with the children's names.
- One bulletin board should be covered and outlined, ready to put up the children's work in the first week.
- Organize the classroom library, displaying books.
- Have books chosen to read to the class in the first week.
- Have a handy shelf for teacher's manuals, curriculum guides and useful books. Put boxes of themes and teacher 'stuff' out of sight. If you have no place to put them out of sight, perhaps there is another spot in the school – or leave them at home until you need them!
- Organize your own supplies – pencils, pens, ruler, chalk, scissors, glue, stapler, etc.
- Have file folders labeled with the children's names and portfolios ready.
- Understand your procedures – entering the room, bathroom, sharpening pencils, lining up, taking drinks, etc.
- Ask another teacher for help if you need it, and always be willing to help others. Share ideas, poetry, books, units and give support when you can.
- And after all that – relax and be rested for the big day!



Getting To Know You!



Student's Full Name: _____ Nickname: _____

Parent's Name: _____ Address _____

Phone Number _____ Alternate Phone Number _____

The following information will be kept private, and is only to help me to understand your child better.

Does your child speak more than one language? Which ones? _____

Does your child have any medical conditions or allergies that I should be made aware of?

What are some of your child's favourite things to do? Does he/she have any hobbies?

What are your child's special interests? _____

Does your child enjoy being read to? What are some of your child's favorite books?

Write a few adjectives that come to mind that describe your child (include strengths and weaknesses).

What are your child's talents? _____


What time does your child go to sleep at night? Is he/she frequently tired by afternoon?

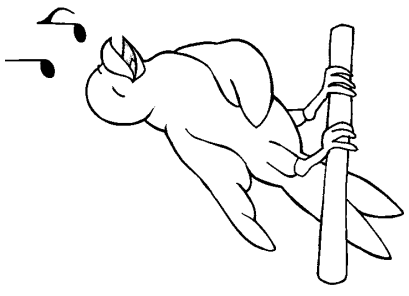
Does your child have any siblings? If yes, what are their names, ages, and grades if they go to school?

What else would you like me to know about your child? Do you have any concerns?
(Use the back of the page.)


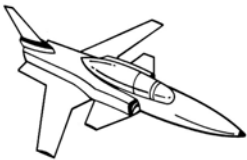
























Thank you! I appreciate your confidence. _____

a b c d e f g h i j k l m
n o p q r s t u v w x y z
1 2 3 4 5 6 7 8 9






Key Words

Aa		Jj		Ss	
Bb		Kk		Tt	
Cc		Ll		Uu	
Dd		Mm		Vv	
Ee		Nn		Ww	
Ff		Oo		Xx	
Gg		Pp		Yy	
Hh		Qq		Zz	
Ii		Rr			

ABCs for Kindergarten Parents

An Apple: An apple for the teacher...
It's really nothing new.
Except when you remember,
Parents are teachers too!

Have an apple to give to each
parent on the opening morning.



Book Bags: The children will take books home each week, and it is important that they are returned on time.

Centres: Our classroom will be set up in centres. We will begin using these slowly, one at a time, so the students thoroughly understand what is expected of them.

Discipline- I believe in positive discipline and positive reinforcement, but in order to provide a safe and happy environment it is important to have rules and guidelines for behaviour in the classroom.

Eating at School: We have healthy food discussions in my classroom, and I encourage the children (and parents) to bring healthy choices for snacks.

Field Trips: We will be going on several field trips this year. We will be needing volunteers to meet us at the destination. If you can help, let me know.

Giving Tree: The Giving Tree is on the bulletin board just inside the classroom door. The paper apples on the tree have objects that we need in the classroom that we need. If you would like to help out, pick an apple, write your name on it and pop it into the basket on the board.

Homework Calendars: A homework calendar will be sent home on the first day of the month. Each day has a simple activity for your child to complete. Put a star on the calendar for each day that the homework is completed, and return the sheet at the end of the month.

Illness: If your child has a fever he/she should be kept home for 24 hours after the fever has disappeared.

Juice: Please send healthy drinks - juice or milk. Soft drinks are not allowed.

Kindergarten News: This is the name of our classroom weekly newsletter. It will always be printed on florescent green paper, so you can't miss it!

Library - We will go to the school library once a week on Tuesdays. Please return all books on time!

Music- We sing a lot in Kindergarten. Ask your child to sing the songs at home, too.

No toys, please!: The students are not allowed to bring toys to school except on their special days.

Outdoor Play: The students will be going outdoors to play at recess and after they eat their lunches. Please make sure they have suitable outdoor clothes for the weather. All children must go out at these times.

Parties: We will have several parties through the year. We celebrate Halloween, Christmas, and Valentine's Day. We also have a Thanksgiving feast and an Easter egg hunt. Please do not send food on your child's birthday - we have other ways of celebrating.

Quiet Time- We have a quiet time each day. The children may look at books or simply rest.

Report Cards- Report cards will be sent home in December, March and the end of June. There will be an Interim report between each of these reporting periods.

School Supplies: Please put your child's name on all school supplies.

Time: Please ensure that your child is at school on time each day.

Units- We have a new 'Unit' each week, corresponding to the alphabet letter we are studying.

Visit Us: We would be happy to have you visit us in our class anytime. We can always use an extra pair of hands, so we will happily put you to work! When you come in you must report at the office.

Website: Our class has a website, and you will find lots of information and pictures of the busy children. (You must sign a release form in order for your child to be in the website pictures.)

X-tra Clothes: We keep several sets of extra clothes at school in case of accidents or puddles. If your child comes home in our extras, please wash them and return them.

You: You play an important part in your child's progress! Read to him/her every night and discuss letters and numbers at every opportunity.

ZZZZzzz's: Make sure that your child gets plenty of rest. When children are tired they do not do well at school.

Reading Log for _____



Read 20 minutes each night. Write the title of the book you read next to the day's date.
At the end of the month turn in your log for a new bookmark.

Date:

1. _____
2. _____
3. _____
4. _____
5. _____
6. _____
7. _____
8. _____
9. _____
10. _____
11. _____
12. _____
13. _____
14. _____
15. _____
16. _____
17. _____
18. _____
19. _____
20. _____
21. _____
22. _____
23. _____
24. _____
25. _____
26. _____
27. _____
28. _____
29. _____
30. _____
31. _____

You did it! Turn in your log to the teacher.

A Class Handbook

A class handbook can be done with the ABCs! Find a word or words for each letter that are suitable for the information you wish your parents to have. Many of the sections and ideas have come from Marilyn. Thanks!

THE ABC'S OF GRADE ___!

A - Agenda The agenda book will be required to be taken home every day and brought back the next day. The front of the agenda contains a plastic bag which will contain unfinished work to be completed, notes from us, spelling tests, notes from the school etc. Please check it and empty it every night. The rest of the agenda contains information that you will need to know about the school.

- Absence If your child will be absent, please call the office (Phone #) and inform us of the reason for it.
- Attendance Regular attendance is important to a successful school year.
- Arrival and Dismissal

B - Book Orders A Scholastic book order form will be sent home once a month. If you wish to buy books, please return the form with a cheque made out to Scholastic books within a week of receiving the order form.

- Backpacks They help your child carry books, messages and information to and from school, you are asked to provide a backpack.

- Birthdays
- Breakfast Please ensure that your child has eaten a healthy breakfast. Children need this energy to learn.

C - Clean We do a lot of different activities that may become messy. Please don't send your child in clothes that shouldn't get dirty. A paint shirt helps too - preferably send one with short sleeves as long sleeves fall into the paint (an old adult-shirt is good).

D - Discipline The school rules are - be respectful (to everyone and everything), be responsible (for his/her own actions/progress), be ready (on time, with all required materials). The children also need to listen and do their best.

E - Envelopes When sending money (cash or cheque) to school, please put it in a sealed envelope labeled with your child's name, what the money is for, and the teacher's name. This insures all the money gets to school and we know what to do with it.

- E-mail You may reach me at my e-mail address which I check each day.
- Emergency Closings If schools are closed for a snow day or any emergency, radio station _____ or the local TV stations (Channels _____) will make an announcement, generally by 7:00 A.M.

F - Field Trips We go on one or two field trips every year.

- Fire drills These are held once each month.

G - Gym Classes will be held on Tuesday and Thursday. Girls should be wearing pants on those 2 days. Your child will also need runners for the gym. Since your child needs indoor and outdoor shoes, the indoor shoes should be runners.

H - Hours of school School begins at Lunch time is School is over at

- Health Please let me know of special circumstances which may affect your child. These could include medication, allergies or other conditions.

- Home Reading Discuss your home reading program.
- Homework - We expect that the children will read at home each night. Other homework may include work not completed in class, learning spelling words, doing math drill sheets, etc.

I - Illness Any medication your child needs will be given in the office and must be brought with a note giving detailed instructions as to how and when to administer.

- Inside days Children will be allowed to stay indoors in inclement weather.
- Inside shoes These shoes are kept at school. Please try to have shoes that your child can easily put on with velcro fasteners.

J - Juice, Water, Snacks Each day we will have a scheduled 5 minute snack time before our morning recess. Please send a small nutritious snack with your child (a piece of fruit, granola bar, small yogurt, cheese and crackers, carrot sticks, celery, etc.). Try to send things that are easy to open and not messy. Also, send a water bottle - preferably one that will not spill.

- Journals We will do Journals several times each week where the children write about the things they are doing through the days.

K - Kindness Students in our classroom are encouraged and expected to treat everyone with kindness and respect. Bothering others, bullying and interrupting learning will not be permitted.

L - Library A library period will be given on Fridays. Books will need to be returned every Friday.

- Lunches We eat lunches in the classroom. Please send nutritious lunches.

M - Music We learn many songs through the year. Ask your child to sing them to you!

- Milk sales The school sells milk and juice for lunch 5 days each week.

N - No toys No toys are allowed at school.

- Newsletters A weekly newsletter will be sent home to keep you informed of our activities.

O - Outdoor time We have two recess times each day. Most of the time the children are outside and should be dressed for the weather.

P - Portfolios We are creating a portfolio of work for each student which will be sent home on a monthly basis.

- Parent Interviews - Parent/teacher interviews will be held in November and March.

- Parties We will have class parties for Halloween and Valentines Day.

Q - Questions Anytime you have a concern or question, you may contact us by writing in the agenda or phoning the school at _____ from to (a.m./p.m.) or e-mailing me at

R - Report Cards Report cards will be sent home in November, March and June.

- Recess All children are expected to go outdoors at recess unless the weather is inclement.

- Room Parent - If you are willing to be a room parent and make phone calls, arrange parties, etc., let me know!

S - Special Day Each student will have a special day on a rotational basis - approximately one day every month. For September, each child will get a paper bag labeled "Me in a Bag". Place 3 or 4 items in the bag which tell about your child - pictures or small toys or ornaments. Your child will then talk about each item and how it relates to him.

- Spelling tests - Spelling will start in October. 5 words will be sent home each week and a test given on Fridays.

- Show and tell Your child will have one special day each week to bring something to share. No toys, please!

- Supplies You will be notified when your child is running short of supplies and you will be asked to replenish these as promptly as possible.

T - Tooth and Birthday Book Bags The Lost Tooth and Birthday bags celebrate those special days. Your child will get a Birthday book bag at the time of his birthday. If your child's birthday is in the summer, we'll have a special time to send the bag home. The Lost Tooth bag is, of course, given when your child loses a tooth. Each bag contains books to read and a journal to write in about the experience of losing a tooth or having a birthday.

U - Units of study The monthly newsletter will explain what will be taught in the major subjects that month.

V - Volunteers For those of you who wish to volunteer, please fill in the form in this newsletter and we will set up a schedule. We also use volunteers on special days (Halloween, last day before Christmas ...)

- Visitors All visitors to the school must check in to the school office.

W - Words Every day, we'll be teaching and reinforcing the basic sight words for reading and spelling. 5 sight words will be written in your child's agenda each week. Please practice them with your child.

- Website Our class has a website at

- Wish List Our class has a wish list of things we need or can use in the classroom. Some may be purchased and some are recycled things. These will be in the weekly newsletter.

X - An eXtra set of clothes It is very important that you send an extra set of clothes in case of an accident.

- XXXIII - this is how many children in our class!

Y - You You are your child's most important teacher! Encourage their education by working with us and forming a positive relationship.

Z - ZZZzzz's: Make sure that your child gets plenty of rest. Setting and keeping a bedtime is a wonderful gift you can give your child. It will help them be ready to learn and alert every day.



Why Can't I Skip My Ten Minutes of Reading Tonight?

Let's figure it out - mathematically!

Student A reads 10 minutes five nights of every week;

Student B reads only 4 minutes a night, or not at all.

Step 1: Multiply minutes a night \times 5 times each week.

Student A reads 10 minutes \times 5 times a week = 50 minutes/week.

Student B reads 4 minutes \times 5 times a week = 20 minutes.

Step 2: Multiply minutes a week \times 4 weeks each month.

Student A reads 200 minutes a month.

Student B reads 80 minutes a month.

Step 3: Multiply minutes a month \times 9 months/school year.

Student A reads 1800 min. in a school year.

Student B reads 720 minutes in a school year.

By the end of 6th grade if Student A and Student B maintain these same reading habits,

Student A will have read the equivalent of 30 whole school days.

Student B will have read the equivalent of only 12 school days.

One would expect the gap of information retained will have widened considerably and so, undoubtedly, will school performance.

How do you think Student B will feel about him/herself as a student?

Some questions to ponder:

Which student would you expect to read better?

Which student would you expect to know more?

Which student would you expect to write better?

Which student would you expect to have a better vocabulary?

Which student would you expect to be more successful in school and in life?



large ten frames

small ten frames

