


Homework Calendars



2024-2025
Kindergarten

Homework Calendars - Kindergarten

Homework Calendars are available for Kindergarten to Grade Three

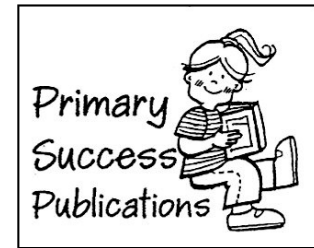
Primary Success Publications®

By Jean Roberts
Nanaimo, BC

Copyright ©
Revised 2024 Homework Calendars are updated each year.

Images - www.clipart.com and Shutterstock clipart used within their guidelines

www.primarysuccess.ca
primarysuccess@shaw.ca



To the Teacher - Suggestions for use:

Send home a copy of the cover letter with the first calendar. If you wish to change any of the daily tasks, use the Word version of the calendars.

Photocopy the double-sided page for the month and send one home with each child. This calendar gives a small homework task to do, plus giving the parent tips and reminders of ways to help the child. These tasks reinforce the lessons without the teacher having to plan daily homework.

The blank monthly calendar can be sent home at the same time, with special days and events marked. You can add birthdays, holidays and Pro-D days, etc.

Make a big fuss over the calendars that come back and give a prize to those who have had a good month. This could be an award, a large sticker, a book prize or a cheer from the class. This really encourages participation!

The grade or letter level at the top has been removed as teachers may want to send an easier or more difficult calendar home with a child. There is a shape in the upper left-hand corner of each set for your convenience. The Kindergarten level has a heart.

Each day, spend two minutes talking about the homework from the previous day. Perhaps you can convince more children to do it and that it can be fun!

Make a chart at school with the names and the school days in the month. If they did the homework they can colour in the appropriate squares on the chart. This may also encourage students to do the homework.

When you meet parents, talk about the ways in which the homework is valuable, especially the daily reading with their children.



Homework Calendars - Parent Information

Your child will be given the Homework Calendar on the first school day of each month. There is a little 'job' to be done each day with a family member that should take ten minutes or less, plus the daily reading together.

The most important thing that you can do to help your child is to read to him/her each day. Children who have had books read to them have a huge advantage in school.

The daily homework items on the calendar are meant to be suggestions. If your child finds the daily work too difficult to do on his/her own, have fun doing it together.

If your child finds today's work too easy, add to the homework. For example, if you are doing a letter hunt, talk about words beginning with that letter.


Make homework time a happy time! If it is something the child enjoys, the benefits are much greater.





September 2024

Name _____

Sunday	Monday	Tuesday	Wednesday	Thursday	Friday	Saturday
1 Tell someone about school. What do you think you will do there?	2 How far can you count? I can count to ____.	3 Help set the table. Count the people and the things you will need.	4 Can you sing the alphabet song?	5 How do you print the number one? Draw 1 dog and 1 bird.	6 Draw a picture of something you like. Tell someone about it.	7 What is your favourite book? Tell someone why you like it.
8 Play a game with someone in your family.	9 Print your name 2 times. What letters are in your name?	10 Draw a picture of your family. Have someone print the names on the picture.	11 Help set the table. Count the people and the things you will need.	12 Sing the alphabet song. Someone can help you if you need help.	13 How far can you count? I can count to ____.	14 Help set the table. Count the people and the things you will need.
15 Go outside and run, run, run! Get someone to run with you.	16 How do you print the number one? Draw 1 leaf and 1 dog.	17 Sing the alphabet song. Someone can help you if you need help.	18 How far can you count? I can count to ____.	19 Have someone print the names of the people in your family. Can you read them?	20 Print your name 2 times. What letters are in your name?	21 Play a game with someone in your family.
22 Tell someone about school. What do you like to do when you are there?	23 How do you print the number one? Draw 1 house and 1 tree.	24 Help set the table. Count the people and the things you will need.	25 Find the letter 'A' and 'a' in many places. Look in books, on signs, on TV, etc.	26 How far can you count? I can count to ____.	27 Have someone print the names of your friends. Can you read them?	28 Sing the alphabet song. Someone can help you if you need help.
29 Print your name 2 times. Say the letters in your name.	30 How many stars do you have on this paper? Count them!	Return this to school.			Every day - choose a story for someone to read to you.	

Did you do your homework every day? Put a star on every day that you did the work!

September Tips for Parents:

Reading aloud to a child every day has many benefits! It increases the child's listening and speaking vocabulary, it shows the importance of reading and books, it prepares the child for reading and teaches the concepts of print. Reading to your child increases his/her chances of academic success. And reading with your child is FUN!

Go to the public library with your child. You will find a great selection of books to borrow for the read-aloud time.

Reading aloud is a skill that not all adults do well in the beginning. It takes practice to read with expression and to be a good story-teller. In September, read the books by Robert Munsch to your child. Read them with LOTS of expression! Re-read the favourites, and as you do, follow under the words with your finger, and especially use your fingertip to show the 'special' words in the story that are repeated. This connects the printed words with your spoken words.

Have a 'homework box'. Collect plain paper, pencils, erasers, crayons and small scissors for the box. Use it only at homework time.


Card games and board games give your child a head start in math! Play 'Go Fish' - it teaches number recognition. Deal 5 cards to each player (face cards should be removed, or use a proper 'Go Fish' number pack). Place the rest of the cards in a pile in the middle of the table - this is the 'pond'. Players take turns asking any other player if he has a certain card ("Do you have a 4?") that will match one in his hand. If that player has the card, he must give it to the asking player. If not, he tells the player to "go fish" and the asking player draws a card from the pond and the next player has a turn. If the player gets a '4' card from either the asked player or the pond, he lays the pair down and then he gets to take another turn. Continue playing until all matches have been made. The player with the most pairs wins.

When the child is asked to find letters ('A' and 'a', for example), it is sometimes fun to have old magazines or newspapers to find the letters and cut them out or the letters can be circled or a highlighter can be used. Talk about the different ways the letters are made..... 'a' can look like 'a', too.



Your child will be enthusiastic about the homework if you are! Have fun with it. Drawings and printing can be put up in a special place after the work is done, and then replaced by tomorrow's work. Put a star on the calendar day after the homework is done, and send the calendar back to the teacher at the end of the month.

For homework help, go to www.primarysuccess.ca and then to the 'Freebies 1' link. There are lots of free things for you!





October 2024

Name _____

Sunday	Monday	Tuesday	Wednesday	Thursday	Friday	Saturday
<p>Every day - choose a story for someone to read to you.</p>		<p>1 What is the name of the new month? What special days are in this month?</p>	<p>2 Print your name 2 times. What letters are in your name?</p>	<p>3 How far can you count? I can count to _____.</p>	<p>4 Help set the table. Count the people and the things you will need.</p>	<p>5 Have a letter hunt! Find the letter 'B' and 'b' in many places.</p>
<p>6 Go outside and run, run, run! Get someone to run with you.</p>	<p>7 Tell someone your full name, your address and phone number.</p>	<p>8 How many things can you find that are round?</p>	<p>9 How do you print the number two? Draw 2 trees and 2 apples.</p>	<p>10 Say rhyming words for 'cat'. Have someone write the words down for you.</p>	<p>11 Make a nickel collection. How many nickels can you find?</p>	<p>12 Have someone print the names of the people in your family. Can you read the names?</p>
<p>13 Play a game with someone in your family.</p>	<p>14 Today is Thanksgiving! Help set the table for dinner.</p>	<p>15 Have a letter hunt! Find the letter 'C' and 'c' in many places.</p>	<p>16 Print your name 2 times. What letters are in your name?</p>	<p>17 How do you print the number two? Draw 2 boys and 2 girls.</p>	<p>18 Count things! Count things in your house and outdoors.</p>	<p>19 How far can you count? I can count to _____.</p>
<p>20 Go outdoors and run, run, run! Tell someone the date of your birthday.</p>	<p>21 Have someone print the names of the people in your family. Can you read the names?</p>	<p>22 Count things! Count things in your house and outdoors.</p>	<p>23 Say rhyming words for 'day'. Have someone write them down for you.</p>	<p>24 Tell someone your full name, your address, phone number and your birthday date.</p>	<p>25 Have a letter hunt! Find the letter 'D' and 'd' in many places.</p>	<p>26 How do you print the number two? Draw 2 pumpkins and 2 black cats.</p>
<p>27 Print your name 2 times. What letters are in your name?</p>	<p>28 How far can you count? I can count to _____.</p>	<p>29 Sing a Halloween song to someone.</p>	<p>30 Draw a Halloween picture. Tell someone about it.</p>	<p>31 Today is Halloween! Have fun!</p>	<p>Return this to school. How many stars do you have on this paper?</p>	

Did you do your homework every day? Put a star on every day that you did the work! Return this paper to school.

October Tips for Parents:

Reading aloud to your child every day gives him/her great advantages in school. Bedtime is a good time to read, as it is a calm and comforting exercise. Snuggling up with a good book is one of the nicest things you can do!



In October read many of the Dr. Seuss books. The simple ones such as One Fish, Two Fish or The Cat in the Hat are wonderful for teaching rhyme. Have your child supply the rhyming words. Did you know that Green Eggs and Ham was written on a bet? Dr. Seuss' publisher bet him that he couldn't write a book with only 50 words. After you have read this several times with your finger under the words as you read and after you have shown some words, can your child pick out a few words that are used frequently in the story?

If you go to your public library you will find a great selection of picture books that you can borrow. If you would like to have your own home library, yard sales and thrift shops often have good books that are inexpensive.

At the beginning of the month look at the calendar. What special days are in the month of October? Talk about the days of the week and count the days until Thanksgiving and Halloween.

It is important that children know their full name, the parents' names, the address and phone number. This is something that can be practiced while travelling. Teach the birthday date, too.

When printing numbers and letters, always begin at the top of each. Teach the child to print his/her name with a capital letter in the beginning and then lower case letters. Go to the website below to find a free booklet on how to form the letters correctly.

When the homework asks the child to find certain letters - he/she can look in books, magazines and newspapers. Letters can be on TV or road signs, on menus at restaurants, etc. Driving to the store or going to the mall - letters are everywhere! Talk about the upper case (capital) letters and the lower case ones that match.


Have fun with the homework! Homework loses value if the child is not enjoying it.

For homework help, go to www.primarysuccess.ca and then to the 'Freebies 1' link. There are lots of free things for you!



November 2024


Name _____

Sunday	Monday	Tuesday	Wednesday	Thursday	Friday	Saturday
	<p>Every day - choose a story for someone to read to you.</p>				<p>1 Tell someone the name of the new month. What special days are in this month?</p>	<p>2 Draw a picture of your house.</p>
<p>3 How far can you count? I can count to _____.</p>	<p>4 Have a letter hunt! Find the letter 'E' and 'e' in many places.</p>	<p>5 How do you print the number three? Draw 3 stars and 3 moons.</p>	<p>6 Say rhyming words for 'fun'. Have someone write them down for you.</p>	<p>7 Think of things that are red. Someone can draw them for you.</p>	<p>8 Count things in your house! How high did you count?</p>	<p>9 Tell someone your full name, address, phone number and birthday.</p>
<p>10 Play a game with someone in your family.</p>	<p>11 Remembrance Day. Ask someone to tell you what that means.</p>	<p>12 Have someone print the names of your friends. Can you read them?</p>	<p>13 How far can you count? I can count to _____.</p>	<p>14 Have a letter hunt! Find the letter 'F' and 'f' in many places.</p>	<p>15 Print your name 2 times. What letters are in your name?</p>	<p>16 Say rhyming words for 'back'. Have someone write them down for you.</p>
<p>17 Count things! Count things in your house and outdoors.</p>	<p>18 Have a letter hunt! Find the letter 'G' and 'g' in many places.</p>	<p>19 Have someone print the names of your family and friends. Can you read them?</p>	<p>20 How do you print the number three? Draw 3 apples and 3 bananas.</p>	<p>21 Say rhyming words for 'Bill'. Have someone write them down for you.</p>	<p>22 Make a penny collection. How many pennies can you find?</p>	<p>23 Play a game with someone in your family.</p>
<p>24 Tell someone your full name, address, phone number and birthday.</p>	<p>25 Print your name 2 times. What letters are in your name?</p>	<p>26 How far can you count? I can count to _____.</p>	<p>27 Say rhyming words for 'in'. Have someone write them down for you.</p>	<p>28 Have a letter hunt! Find the letter 'H' and 'h' in many places.</p>	<p>29 How do you print the number three? Draw 3 circles and 3 squares.</p>	<p>30 Count the stars on this paper! What homework did you like to do best?</p>

Did you do your homework every day? Put a star on every day that you did the work! Return this paper to school.

November Tips for Parents:

Read aloud to your child every day! This month read books by Eric Carle. There is a lot of repetition in his books, and most are easily memorized. Slide your finger under the words as you read aloud, and point out words. When reading *The Hungry Caterpillar*, can your child point out the word 'caterpillar' on the different pages? When you remember a word, you are reading it!



Some children love the *Fly Guy* series by Tedd Arnold. The books are a little gross in parts (flies do like rotten food), but for most children this adds to the fun.

Read aloud more difficult books, too! Try some of Dr. Seuss' books - *Horton Hatches the Egg* and *Horton Hears a Who* are good choices.

Print out lists of the names of family members and friends. Post them at the child's level on the fridge. Can the child read the words?

When your child is counting objects, make sure that he/she understands the matching of the word to each object. This is called 'one-to-one correspondence'. Touching each object as he/she counts helps to learn this.

It is important that your child knows his/her full name, the parents' names, the address and phone number. This is something that can be practiced while travelling. Teach the birthday date, too.

When printing numbers and letters, always begin at the top of each. Teach the child to print his/her name with a capital letter in the beginning and then lower case letters. The website below shows the correct formation of letters that the teacher will expect.


As you go places with your child, point out words and numbers. Show the words that tell the names of stores, street names, road signs, etc. Words and letters are everywhere! Where do we see numbers? Numbers are on houses, clocks, calendars, prices of things - in so many places.

For homework help, go to www.primarysuccess.ca and then to the 'Freebies 1' link. There are lots of free things for you!



December 2024


Name _____

Sunday	Monday	Tuesday	Wednesday	Thursday	Friday	Saturday
1 Tell someone the name of the new month. What special days are in this month?	2 Tell someone your full name, address, phone number and birthday.	3 Say rhyming words for 'me'. Have someone write them down for you.	4 How many eggs are in your fridge? How many spoons can you find?	5 How do you print the number four? Draw 4 dogs and 4 cats.	6 Have a letter hunt! Find the letter 'I' and 'i' in many places.	7 Play a game with someone in your family.
8 Sing the alphabet song to someone in your family.	9 Have someone print the words for 5 colours. Can you read them?	10 Think of words that begin with 'a'.	11 How do you print the number four? Draw 4 books and 4 socks.	12 Have a letter hunt! Find the letter 'J' and 'j' in many places.	13 How far can you count? I can count to _____.	14 Print a letter to Santa. Someone can help you spell the words.
15 Say rhyming words for 'all'. Have someone write them down for you.	16 Tell someone your full name, address, phone number and birthday.	17 Think of words that begin with 's'.	18 Count things! Count things in your house and outdoors.	19 Have a letter hunt! Find the letter 'K' and 'k' in many places.	20 How do you print the number four? Draw 4 snowmen and 4 carrots.	21 How far can you count? I can count to _____.
22 Sing a Christmas song.	23 Draw a Christmas picture.	24 Make a Christmas card for someone!	25 Today is Christmas! Do something to help your family.	26 Draw a picture of things that are fun to do in winter.	27 Have someone print the words for 5 animals. Can you read them?	28 Have a letter hunt! Find the letter 'L' and 'l' in many places.
29 How do you print the number four? Draw 4 skates and 4 skis.	30 Count things in your house. Count things outdoors, too!	31 Today is New Year's Eve. Give a cheer!				Every day - choose a story for someone to read to you.

Did you do your homework every day? Put a star on every day that you did the work! Bring this to school on the first school day in January.

December Tips for Parents:

Read aloud to your child every day! This month read books by Laura J. Numeroff. She wrote *If You Give A Mouse A Cookie, If You Give a Pig a Pancake* and many more. Google 'If you give a mouse a cookie activities' if you would like some interesting things to do after you read the book.



Read more difficult books, too! In December read the Dr. Seuss' book *How the Grinch Stole Christmas* and *The Polar Express* by Chris Van Allsburg. These have become classics!

If you would like to help your child begin reading, the *Elephant and Piggie* books by Mo Willem are great! Read them to your child a number of times with your fingertip under each word as you read, and then have your child 'read' them to you.

Print out word cards with the names of family members and friends, and some colour words. Post them at the child's level on the fridge. Keep moving them around. Can the child read the words? If the child has difficulty, begin with two words and add one at a time.

When your child is counting objects, make sure that he/she understands the matching of the word to each object. This is called 'one-to-one correspondence'. Touching each object as he/she counts helps to learn this.

When printing numbers and letters, always begin at the top of each. Teach the child to print his/her name with a capital letter in the beginning and then lower case letters.

As you go places with your child, point out words and numbers. Show the words that tell the names of stores, street names, road signs, etc. Words and letters are everywhere! Where do we see numbers? Numbers are on houses, clocks, calendars, prices of things - in so many places.


Old Christmas cards from previous years are fun. Your child can cut out the pictures and glue them to other paper to make new cards. This is good practice with scissors and glue. Glue sticks are easy for small fingers to use.

For homework help, go to www.primarysuccess.ca and then to the 'Freebies 1' link. There are lots of free things for you!



January 2025

Name _____

Sunday	Monday	Tuesday	Wednesday	Thursday	Friday	Saturday
	Every day - choose a story for someone to read to you.		1 Happy New Year! Tell someone today's date.	2 Tell someone the story in a favourite book.	3 Practice printing the number five. Draw 5 trees.	4 Have a letter hunt! Find the letter 'M' and 'm' in many places.
5 Play a game with someone in your family.	6 Say the alphabet. Someone can help you if you need help.	7 Collect dimes. How many dimes can you find?	8 Think of winter words. Have someone write them down for you.	9 How many clocks are in your house? Can you read the numbers?	10 Tell someone your full name, address, phone number and birthday.	11 Draw a snowman. Have someone help you print a sentence about him.
12 Practice printing the number five. Draw 5 snowmen.	13 Have a letter hunt! Find the letter 'N' and 'n' in many places.	14 Have someone print the alphabet and cut it apart for you. Can you put it back in order?	15 Think of words that begin with 't'.	16 Say rhyming words for 'it'. Have someone write them down for you.	17 Print the numbers 1, 2, 3, 4 and 5. Practice them. Start at the top when printing them.	18 How far can you count? I can count to _____.
19 Play a game with someone in your family.	20 Have a letter hunt! Find the letter 'O' and 'o' in many places.	21 Have someone print the alphabet. Sing the alphabet song touching each letter as you sing.	22 Count backwards from 10. Practice it!	23 Tell someone your full name, address, phone number and birthday.	24 Think of words that begin with 'm'.	25 Have a letter hunt! Find the letter 'P' and 'p' in many places.
26 Play a board game with someone in your family.	27 Think of things that are blue. Someone can help you.	28 Print the numbers 1, 2, 3, 4 and 5. Practice them.	29 How far can you count? I can count to _____.	30 Have someone print the alphabet and cut it apart for you. Can you put it back in order?	31 Return this paper to school. Count the stars!	

Did you do your homework every day? Put a star on every day that you did the work! Return this to school.

January Tips for Parents:

If you would like to help your child begin reading, the Pigeon series from Mo Willem (the same author as last month's 'Elephant and Piggie' series) is wonderful! There's *Don't Let the Pigeon Drive the Bus*, *Don't Let the Pigeon Stay Up Late*, etc. Your child may have heard them in Kindergarten, but will love to hear them at home - and then help you to read them.

Read more difficult books aloud, too! In January read some books by Bill Peet. Libraries usually have a good collection of his books. They are all wonderful stories and have great pictures, too. These are picture books - but most of the story is in words so the listener must imagine the story unfolding.

Put the names of family members and friends and some colour words on cards. Mix up the cards and flash them. Can the child read the words?

When your child is counting objects, make sure that he/she understands the matching of the word to one object. This is called 'one-to-one correspondence'. Touching each object as he/she counts helps to learn this.

When printing numbers and letters, always begin at the top of each. Teach the child to print his/her name with a capital letter in the beginning and then lower case letters.

Play the 'Noisy Game'! Take two decks of cards and remove all the cards worth 6 and more, leaving the ace, 2, 3, 4 and 5. The ace is worth 1, of course. Give the two players each a noise maker - a whistle, a drum stick - the New Year's Eve noise-makers are perfect. Shuffle the cards, and divide the pack in two, giving half to each player. At a signal, both players put two cards from the top of their pile face up on the table. Add both sets of numbers, and the person with the highest total makes a big noise, and takes the cards from the opponent. The four cards go on the bottom of the winner's pile.

A point tie, and both can make noise and keep their own cards, putting them at the bottom of their decks. This is great beginning addition practice, of course!

Blank word cards and alphabet cards are free on the website below.


For homework help, go to www.primarysuccess.ca and then to the 'Freebies 1' link. There are lots of free things for you!





February 2025


Name _____

Sunday	Monday	Tuesday	Wednesday	Thursday	Friday	Saturday
<p>Every day - choose a story for someone to read to you.</p>						<p>1 What is today's date? What special days are in February?</p>
<p>2 Today is Groundhog Day! Will he see his shadow? Have someone tell you what that means.</p>	<p>3 Think of words that begin with 'b'.</p>	<p>4 Count backwards from 10. Practice it!</p>	<p>5 Practice printing the number six. Draw 6 hearts.</p>	<p>6 Have a letter hunt! Find the letter 'Q' and 'q' in many places. 'qu' makes the sound of 'kw'.</p>	<p>7 Have someone print the alphabet and cut it apart. Can you put it back in the correct order?</p>	<p>8 Play a game with someone in your family.</p>
<p>9 Tell someone your full name, address, phone number and birthday.</p>	<p>10 Sing a song to someone. Sing the alphabet song, too.</p>	<p>11 Draw a Valentine picture. Have someone help you print a sentence about it.</p>	<p>12 Have someone print the names of 5 friends. Can you read the words?</p>	<p>13 Make a Valentine for a special friend. Get your cards ready to bring to school.</p>	<p>14 Valentine's Day! Say 'I love you!' to someone.</p>	<p>15 Have a letter hunt! Find the letter 'R' and 'r' in many places.</p>
<p>16 Play a game with someone in your family.</p>	<p>17 Think of words that begin with 'F' and 'f'.</p>	<p>18 How far can you count? I can count to _____.</p>	<p>19 Have someone print the names of 5 things to eat. Can you read the words?</p>	<p>20 Practice printing the number 6. Then print the numbers 1, 2, 3, 4, 5, 6.</p>	<p>21 Have a letter hunt! Find the letter 'S' and 's' in many places.</p>	<p>22 Count backwards from 10. Practice it!</p>
<p>23 Play a game with someone in your family.</p>	<p>24 Have someone print the names of 5 fruits. Can you read the words?</p>	<p>25 Have a letter hunt! Find the letter 'T' and 't' in many places.</p>	<p>26 Think of things that are funny. Have someone print them with you.</p>	<p>27 Think of words that begin with 'r'.</p>	<p>28 What was the best thing that happened in February? Tell someone about it.</p>	

Did you do your homework every day? Put a star on every day that you did the work! Bring this to school.

February Tips for Parents:

Don't forget to read to your child every day! See if you can find *We're Going on a Bear Hunt* by Michael Rosen, and *Where the Wild Things Are* by Maurice Sendak. Another old favourite book is *Alligator Pie* by Dennis Lee. Children love these poems - they have great rhythm and lots of silliness.



Read the classic fairy tales. There is a reason why they have lasted through the years! Read *The Gingerbread Man*, *The Three Little Pigs*, *Cinderella*, etc., preferably not the Disney versions.

You will find free number cards and alphabet cards to print out on the website below. Cut them apart and let your child put them in the correct order.

Put the names of family members, friends, colours and other words that the child has learned on the blank cards from the website below or make your own cards. Cut them out and see if the child can read them when they are mixed up.

Does your child recognize the numbers to 10? Match a number of objects with the printed number. You can find number cards free on the website.

When printing numbers and letters, always begin at the top of each. Teach the child to print his/her name with a capital letter in the beginning and then lower case letters. Tracing letters with the finger on different surfaces (carpet, clothes, dish) helps the child to remember, saying the letter name at the same time.

Play 'Spoons' - or it can be called 'Pig' or 'Tongue', if you prefer. Here are the instructions:

<http://boardgames.about.com/od/cardgames/a/spoons.htm>

This is fun for the family to play.


Learn how to cut valentines. Fold the paper in half and draw half the shape and then cut it out. Newspapers can be used to practice cutting hearts - big ones and little ones.

For homework help, go to www.primarysuccess.ca and then to the 'Freebies 1' link. There are lots of free things for you!



March 2025

Name _____

Sunday	Monday	Tuesday	Wednesday	Thursday	Friday	Saturday
				Every day - choose a story for someone to read to you.		1 Tell today's date. What special days are in March? Did March come in like a lion or lamb?
2 Play a game with someone in your family.	3 Practice printing the number seven. Draw 7 flowers. Print the numbers 1, 2, 3, 4, 5, 6, 7.	4 Think of things that begin with 'c' when it makes the sound in 'cat'.	5 Have someone print the names of 5 toys. Can you read the words?	6 Draw an interesting picture. Have someone help you print a sentence about it.	7 Have a letter hunt! Find the letter 'U' and 'u' in many places.	8 Count to 50. Count things around your house.
9 Can you hop on one foot? I can hop _____ times.	10 Walk backward as you count backward from 20. Practice it!	11 Tell someone the story in a favourite book.	12 Tell someone your full name, address, phone number and birthday.	13 Think of things that begin with 'g' when it makes the sound in 'go'.	14 Have someone print the names of 5 sea animals. Can you read the words?	15 Go outdoors and run, run, run! Get someone in your family to run with you.
16 Play a game with someone in your family.	17 Today is St. Patrick's Day. Wear green! Have someone tell you why.	18 Tell someone your full name, address, phone number and birthday. What is your school's name?	19 Can you spell any words by yourself? Print any words that you know. Your name is one!	20 Have a letter hunt! Find the letter 'V' and 'v' in many places.	21 Find some money. Learn about the coins and how much they are worth.	22 Play a game with someone.
23 Count backward from 20.	24 Practice printing the number seven. Draw 7 flowers. Print the numbers 1, 2, 3, 4, 5, 6, 7.	25 Draw a funny picture. Tell someone about it.	26 Memorize a page in an easy book. Touch each word as you read the page.	27 Think of things that begin with 'J' and 'j'.	28 Can you find signs of Spring? Talk to someone about the signs of Spring.	29 Get a ball and throw and catch it.
30 Play a board game.						

Did you do your homework every day? Put a star on every day that you did the work!

March Tips for Parents:

Don't forget to read to your child every day! Books by David Shannon will be much loved - try **No, David!**, **Good Boy Fergus** and **Alice the Fairy** - these are favourites, and he has written many more that are fun. If your child enjoys them, re-read them often until they are memorized, and then he/she can help you read. Run your finger under the words as you read.

Read more difficult books, too. The books by Jan Brett are fun, and have wonderful illustrations. Read **Animalia** by Graeme Base, and hunt for all the different animals.

You will find alphabet cards on the website below. Cut out and mix the upper and lower case letters (capitals and small letters) and see if your child can match them. How many letter sounds does your child know?


After your child has drawn a picture, help him/her to print a sentence about it. Ask what he/she would like to say, and then print it word by word, asking what word will come next. Can he/she spell any of the words and print them?

When your child is counting objects, make sure that he/she understands the matching of the word to one object. This is called 'one-to-one correspondence'. Touching each object as he/she counts helps to learn this. How high can the child count objects without missing numbers or objects?

When printing numbers and letters, always begin at the top of each. Teach the child to print his/her name with a capital letter in the beginning and then lower case letters. Tracing letters with the finger on different surfaces (carpet, clothes, dish) helps the child to remember, saying the letter name at the same time.

Playing card or board games can be very educational for your child! Choose games suitable to the knowledge of numbers and skill of your child. Keep the rules simple. Games teach taking turns and cooperation as well as the game skills - and math.

For homework help, go to www.primarysuccess.ca and then to the 'Parents' link. There are lots of free things for you!





April 2025

Name _____

Sunday	Monday	Tuesday	Wednesday	Thursday	Friday	Saturday
		1 Tell someone today's date. What special days are in April?	2 Memorize a page in an easy book. Touch each word as you say it.	3 Think of things that are hot. Someone can print a list of these for you.	4 Think of things that begin with 'w'.	5 Have a letter hunt! Find the letter 'W' and 'w' in many places.
6 Draw a spring picture. Have someone help you write a sentence about it.	7 Hop backwards as you count backwards from 20. Practice it! This is very tricky!	8 Can you spell any words by yourself? Print any words that you know. Your name is one!	9 Look at the clocks in your house. Read the numbers. Can you tell time a bit?	10 Count backwards from 20. Practice it!	11 Have a letter hunt! Find the letter 'X' and 'x' in many places.	12 Recite a poem and sing a song to someone in your family.
13 Can you find signs of Spring? Talk to someone about the signs of Spring.	14 Think of things that begin with 'L' and 'l'.	15 Memorize a page in an easy book. Touch each word as you say it.	16 Have a letter hunt! Find the letter 'Y' and 'y' in many places.	17 Have someone print the names of 5 pets. Can you read the words?	18 Draw an Easter picture. Have someone help you print a sentence about it.	19 Colour Easter eggs with your family.
20 Easter Sunday. Go for a run with someone in your family!	21 How many times can you bounce a ball? Can you catch a ball, too?	22 Today is Earth Day. Tell someone what you can do to help our earth.	23 Think of things that begin with 'd'.	24 Look at a thermometer. What is the temperature?	25 How far can you count? I can count to _____.	26 Have a letter hunt! Find the letter 'Z' and 'z' in many places.
27 Go outdoors and run, run, run! Get someone in your family to run with you.	28 Draw a picture of Spring. Have someone help you print a sentence about it.	29 Practice printing the number eight. Draw 8 fish. Print the numbers to 8.	30 Return this paper to school. Count the stars!			Every day - choose a story for someone to read to you.

Did you do your homework every day? Put a star on every day that you did the work!

April Tips for Parents:

Don't forget to read to your child every day! Try *The Frog and Toad* series by Arnold Lobel and *The Little Bear Series* by Else Holmelund Minarik (with illustrations by Maurice Sendak who wrote and illustrated *Where the Wild Things Are*). These early reading books are fun, and your child can pick out words that are repeated throughout the stories. When children can find words in the story tell them that they can read these words! You could also put these words on word cards and add them to the pile of known words.



Read more difficult books by Dr. Seuss - *Yertle the Turtle*, *Thidwick, the Big-Hearted Moose*, *McElligot's Pool*, etc.

If your child knows most of the letter sounds, this month read and spell three letter words with the short 'a' sound (the sound of 'a' in apple). Read and spell words like mat, sad, fan, bat, ham, gas, etc. There are lists of these words in the 'Freebies for Parents' section of the website below. Stretch the words out so the child can hear all the letter sounds.

Have your child print a list of the words he/she knows how to spell. Begin with his/her name, and then I, a, and other easy words. Increasing this list will help with writing in Grade One.

When printing numbers and letters, always begin at the top of each. Teach the child to print his/her name with a capital letter in the beginning and then lower case letters. Tracing letters with the finger on different surfaces (carpet, clothes, dish) helps the child to remember, saying the letter name at the same time.

Play Concentration. Remove the ace and face cards from a deck of cards. Shuffle the cards, then lay them out on the table face down in rows. Take turns turning over two cards, looking for pairs. If your cards match, you take the cards and have another turn. If they do not match, you turn them back over and it is the other person's turn. You want to remember where the cards are so you can match them. The person with the most cards at the end wins.


Talk to your child about the things that you see. In the grocery store produce section, talk about the different fruits and vegetables. Name them, and talk about which ones grow on trees or underground, which are leaves or flowers or seeds.

For homework help, go to www.primarysuccess.ca and then to the 'Parents' link. There are lots of free things for you!



May 2025

Name _____

Sunday	Monday	Tuesday	Wednesday	Thursday	Friday	Saturday
<p>Every day - choose a story for someone to read to you.</p>				<p>1 Tell someone today's date. What special days are in May?</p>	<p>2 Draw a picture of a bird. Have someone help you print a sentence about it.</p>	<p>3 How many times can you bounce a ball?</p>
<p>4 Can you skip? I can skip _____ times.</p>	<p>5 Count to 20. Count backwards from 20. Practice it!</p>	<p>6 Memorize a page in an easy book. Touch each word as you say it.</p>	<p>7 Get a few coins and talk about the amount of money.</p>	<p>8 Find things that are square.</p>	<p>9 Practice printing the number nine. Draw 9 birds. Print the numbers to 10.</p>	<p>10 Play a game with someone in your family.</p>
<p>11 Today is Mother's Day! Do something nice for your mother. Say 'I love you!'</p>	<p>12 Draw a picture of something you like to do in the spring.</p>	<p>13 Think of words that rhyme with 'make'. Have someone help you print them.</p>	<p>14 Tell someone your full name, address, phone number and birthday.</p>	<p>15 Have someone print the names of six colours. Can you read all the words?</p>	<p>16 Find things that are rectangles.</p>	<p>17 Play a game with someone in your family.</p>
<p>18 How many times can you bounce a ball?</p>	<p>19 This is Victoria Day. Who was Victoria? How many times can you skip? I can skip _____ times.</p>	<p>20 Draw a picture of someone in your family. Can you print the name on the picture?</p>	<p>21 Can you spell any words by yourself? Print any words that you know. Your name is one!</p>	<p>22 Make a list of things that are round.</p>	<p>23 Count to 100. Print the numbers to 10.</p>	<p>24 Go on a nature walk with an adult. Make a collection of interesting things.</p>
<p>25 Practice throwing and catching a ball.</p>	<p>26 Go outdoors and run, run, run! Get someone in your family to run with you.</p>	<p>27 Get a few coins and talk about the amount of money.</p>	<p>28 Memorize a page in an easy book. Touch each word as you say it.</p>	<p>29 Draw a picture of a swing. Have someone help you print a sentence about it.</p>	<p>30 Find things that are triangles.</p>	<p>31 Return this paper to school. Count the stars!</p>

Did you do your homework every day? Put a star on every day that you did the work!

May Tips for Parents:

Don't forget to read to your child every day! Read *Harry The Dirty Dog* by Gene Zion, and the rest of the series about Harry. These were written 50 years ago, and are still charming. Also read the popular *Knuffle Bunny* series by Mo Willems.

Read some of the classic tales: *Henny Penny*, *The Tree Billy Goats Gruff*, *The Shoemaker and the Elves*, *The Little Red Hen*, *Goldilocks and the Three Bears*, *Jack and the Beanstalk*, etc. You may want to leave out some of the more gruesome ones like *Hansel and Gretel*.....



If your child was able to spell three letter words with the short 'a' sound, this month read and spell three letter words with the short 'i' sound (the sound of 'i' in 'it'). Read and spell words like sit, him, rib, wit, bib, did, it, in, etc. See the website below for lists of short vowel words (go to the 'parents' link and then to 'freebies for parents').

When printing numbers and letters, always begin at the top of each. Teach the child to print his/her name with a capital letter in the beginning and then lower case letters. Tracing letters with the finger on different surfaces (carpet, clothes, dish) helps the child to remember, saying the letter name at the same time. Print on interlined paper with a dotted line between the solid lines this can be purchased, or you can print interlined paper from the website below.

May is the month for planting seeds! If you have a garden, let your child have a space of his/her own and choose seeds to plant. They love to see their seeds come up! If you don't have a garden, plant some seeds in a pot. Climbing bean seeds grow quickly and are fun to watch. Marigold seeds come up quickly and the plants flower quickly, too.

Talk to your child about the things that you see. Name the flowering plants in your neighbourhood and the trees that grow locally in the forests. Look closely at things you see on a walk - take a magnifying glass and look at tree bark, flowers, moss and leaves.


Some of the older childhood games are fading from memory. Teach your child some games you played when you were young. Did you skip, play marbles, hopscotch or ball games? Ask the grandparents for even more games.

For homework help, go to www.primarysuccess.ca and then to the 'Parents' link. There are lots of free things for you!



June 2025

Name _____

Sunday	Monday	Tuesday	Wednesday	Thursday	Friday	Saturday
1 What special days are in June? Tell someone today's date.	2 Memorize a page in an easy book. Touch each word as you say it.	3 Draw a picture of a dinosaur. Have someone help you print a sentence about it.	4 Say the alphabet. Do you know all the letters?	5 Make a list of things that are square.	6 Get a few coins and have someone help you count the money.	7 Can you spell any words by yourself? Print any words that you know.
8 Play a board game with someone in your family.	9 Count to 20. Count backwards from 20. Hop as you count!	10 Find things that are rectangles.	11 Can you spell any words by yourself? Print any words that you know.	12 Practice printing the number ten. Draw 10 suns. Print the numbers to 10.	13 Draw a picture of the seashore. Have someone help you print a sentence about it.	14 How many times can you skip? I can skip _____ times.
15 Go on a nature walk. Take a magnifying glass and look at insects!	16 Tell someone about a story that your teacher has read to you.	17 Cut letters out of a newspaper to make your name.	18 Make a list of things that are round.	19 Memorize a page in an easy book. Touch each word as you read it.	20 Tell someone your full name, address, phone number and birthday.	21 How high can you count? Print the numbers to 20.
22 How many times can you bounce a ball?	23 Count backwards from 20 as you hop.	24 Think of words that rhyme. Read a Dr. Seuss book and listen to the rhymes.	25 Draw a summer picture. Have someone help you print a sentence about it.	26 Get a few coins and count the money. Someone can help you.	27 Have someone write some things you want to do this summer. Read the list.	28 Play a game with someone in your family.
29 Go outdoors and run, run, run! Get someone in your family to run with you.	30 Go on a nature walk with an adult.			Every day - choose a story for someone to read to you.		

Did you do your homework every day? Put a star on every day that you did the work!

June Tips for Parents:

Don't forget to read to your child every day! Read the **Stanley** books by Linda Bailey. Read the **Amelia Bedelia** books by Peggy Parish and discuss the double meanings of the things she hears. Read any or all of the books by Kevin Henkes. Many little girls love the **Fancy Nancy** series, by Jane O'Connor.



Continue to collect words that the child knows from books or other places. Print the words on the cards and every day or two flash all the words in the pile to see how many the child can remember. Every word that is learned makes it a tiny bit easier to learn the next word!

Try reading the original **Winnie the Pooh** and **The House at Pooh Corner** by A. A. Milne. Not all children will appreciate the humour, but the ones that do like these stories will be hooked!

If your child was able to spell three letter words with the short 'a' and 'i' sounds, this month read and spell three letter words with the short 'o' sound (the sound of 'o' in 'otter'). Read and spell words like pot, hot, sob, hog, job, hop, etc. See the website below - go to the 'parents' link and then to 'freebies' for word lists.

When printing numbers and letters, now your child can try printing them on lines. Interlined paper is best (with a dotted line between the solid lines). You can purchase this paper, or print pages from the website below - (go to the 'parents' link and then to 'freebies'). It is important that your child begins all letters and numbers at the top.

June is an outdoor month! Go on family walks and talk about the things you see. Take a magnifying glass to look closely at interesting insects and things in nature, and perhaps bring a bucket to collect interesting things. Talk about insects - how are they different from spiders? Who can find the biggest and the smallest insect?

Does your child understand money? Can he/she name the coins and tell how much each is worth? Talk about the coins - and also the prices of items in the stores.

For homework help, go to www.primarysuccess.ca and then to the 'Parents' link. There are lots of free things for you!



July 2025

Name _____

Sunday	Monday	Tuesday	Wednesday	Thursday	Friday	Saturday
		1 Print today's date. Today is Canada Day. Get someone to tell you about our country.	2 Begin an alphabet book. Do a page about 'Aa'. Find or draw pictures of 'Aa' things.	3 Play a board game with someone in your family.	4 Do the 'Bb' page of your alphabet book. Find or draw pictures for the page.	5 Go outdoors and run, run, run! Get someone in your family to run
6 How many vegetables can you name? Let your family help you.	7 Do the 'Cc' page of your alphabet book. Find or draw pictures for the page.	8 How many times can you bounce a ball?	9 How far can you count? Print the numbers as far as you can.	10 Do the 'Dd' page of your alphabet book. Find or draw pictures for the page.	11 Draw a picture of your favourite summer activity.	12 Do the 'Ee' page of your alphabet book. Find or draw pictures for the page.
13 Go outdoors and run, run, run! Get someone in your family to run with you.	14 How many times can you skip? I can skip _____ times.	15 Do the 'Ff' page of your alphabet book. Find or draw pictures for the page.	16 Go on a nature walk with an adult. Make a collection of interesting things.	17 Do the 'Gg' page of your alphabet book. Find or draw pictures for the page.	18 How many fruits can you name? Let your family help you.	19 How high can you count? Print the numbers to 30.
20 Make a collection of interesting things you find outdoors.	21 Cut letters out of a newspaper to make your name and other words.	22 Do the 'Hh' page of your alphabet book. Find or draw pictures for the page.	23 What did you do today? Print a sentence about it. Someone can help you.	24 What is your favourite book? Tell someone about it.	25 Do the 'Ii' page of your alphabet book. Find or draw pictures for the page.	26 Go outdoors and run, run, run! Get someone in your family to run with you.
27 Play a game with someone in your family.	28 Do the 'Jj' page of your alphabet book. Find or draw pictures for the page.	29 How many times can you bounce a ball?	30 Do the 'Kk' page of your alphabet book. Find or draw pictures for the page.	31 Play store. Pretend to buy and sell things.	Every day - choose a story for someone to read to you.	

Did you do your homework every day? Put a star on every day that you did the work!

July Tips for Parents:

Don't forget to read to your child every day! What are the favourite books that you read this year? Go back and re-read some of the ones your child enjoyed the most.

If your child has any special interest (this could be as varied as an interest in art, dinosaurs, cooking, butterflies or Star Wars) go to your public library and find children's fiction and non-fiction books on this topic. Encourage the child to learn more on the topic.

If your child was able to spell three letter words with the short 'a', 'i' and 'o' sounds, this month read and spell three letter words with the short 'u' sound (the sound of 'u' in 'up'). Read and spell words like pup, bud, cup, mud, mum, fun, etc. Go to the website below for word lists.


When printing numbers and letters, now your child may be able to print them on lines. Interlined paper is best (with a dotted line between the solid lines. You can purchase this paper, or print pages from the website below. Remember to stress beginning at the top of each letter.

Talk to your child about the things that you see. If you travel, talk about the different towns and areas. Show where you are going on a map. Play games if you are travelling by car, have the child count things (yellow cars, big trucks, etc.) or do oral spelling or math. Recite poems that have been memorized or sing songs.

Insects are always fun to study! Look at the different kinds of insects, and notice how they are the same and different. Name as many as possible.

A visit to the seashore is lots of fun for the family with many sea creatures to be seen and discussed (starfish, seashells, etc.) A lake shore does not have as many creatures, but sand is always interesting to look at closely. Build sand castles, make small dams and rivers and roads for toy cars.

For homework help, go to www.primarysuccess.ca and then to the 'Parents' link. There are lots of free things for you!





August 2025

Name _____

Sunday	Monday	Tuesday	Wednesday	Thursday	Friday	Saturday
		Every day - choose a story for someone to read to you.			1 Are there any special days in August? Print today's date.	2 Play a game with someone in your family.
3 Do the 'Ll' page of your alphabet book. Find or draw pictures for the page.	4 How far can you count? Print the numbers as far as you can.	5 Tell someone about recycling around your home.	6 Do the 'Mm' page of your alphabet book. Find or draw pictures for the page.	7 Go for a run. Get an adult to run with you.	8 Do the 'Nn' page of your alphabet book. Find or draw pictures for the page.	9 What did you do today? Print a sentence about it. Someone can help you.
10 Draw a picture of a special summer day.	11 Do the 'Oo' and the 'Pp' pages of your alphabet book.	12 Tell someone the story of a funny book.	13 How high can you count? Print the numbers as far as you can.	14 Cut letters out of a magazine or newspaper to make words.	15 Do the 'Qq' and the 'Rr' pages of your alphabet book.	16 Print your address, full name and birthday. List important phone numbers.
17 How many times can you bounce a ball?	18 Do the 'Ss' page of your alphabet book. Find or draw pictures for the page.	19 Go for a run. Get an adult to run with you.	20 Play a board game with someone in your family.	21 Do the 'Tt' page of your alphabet book. Find or draw pictures for the page.	22 Go on a nature walk with an adult. Make a collection of interesting things.	23 Do the 'Uu' and the 'Vv' pages of your alphabet book.
24 Count to 100. Count things!	25 Do the 'Ww' and the 'Xx' pages of your alphabet book.	26 Get some coins and count the money. Someone can help you.	27 Do the 'Yy' and the 'Zz' pages of your alphabet book.	28 Go outdoors and run, run, run! Get an adult to run with you.	29 Tell someone what you want to do this year at school.	30 Remember all the things you did this summer. Tell someone all about it.
31 Tell someone about going to school!						

Did you do your homework every day? Put a star on every day that you did the work!

August Tips for Parents:

Don't forget to read to your child every day! This will make a huge difference in your child's readiness for reading and writing. If your child is ready to listen to longer 'chapter' books with fewer pictures, read the *Horrible Harry* series by Suzy Kline, the *Nate the Great* series by Marjorie Weinman Sharmat or the *Magic Treehouse* series by Mary Pope Osborne.

If your child was able to spell three letter words with the short 'a', 'i', 'o' and 'u' sounds, this month read and spell three letter words with the short 'e' sound (the sound of 'e' in 'elephant'). Read and spell words like pet, hen, hem, bed, leg, etc. Go to the website below for word lists. Go to the 'parents' link and then to 'freebies' for word lists.

When printing numbers and letters, now your child may be able to print them on lines. Interlined paper is best (with a dotted line between the solid lines). You can purchase this paper, or print pages from the website below. Remember to stress beginning at the top of each letter.

August is an exciting month as the child gets ready to go to Grade One. Perhaps the child can help with the purchase and labelling of the school supplies.

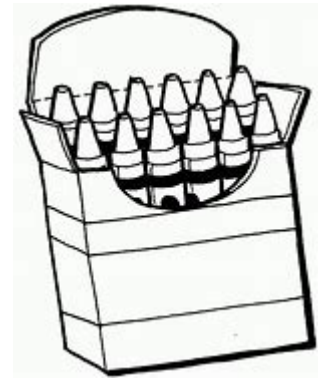
Look at a map of your town and the streets in your local area. Google Maps are easy to use!

Practice some basic P.E. skills! Play catch with a ball, learn to move a ball with the feet, bounce a ball and learn to skip.

Playing card games and board games is a great way to improve your child's math skills, and they teach sharing and taking turns. Pick games with simple rules. If your child knows the numbers to 100, Chutes and Ladders is fun to play, and BINGO is always popular. These games are strictly chance, so the child will have as many winning games as the other participants.

Can your child print one or more sentences by himself? If the child knows the letter sounds, he/she can try to spell words, and also use the words that have been memorized. The teacher will have talked about a capital (upper case) letter at the beginning of a sentence and a period at the end, so you can remind him/her of this.

For homework help, go to www.primarysuccess.ca and then to the 'Parents' link. There are lots of free things for you!



September 2024

Name _____

Sunday	Monday	Tuesday	Wednesday	Thursday	Friday	Saturday
1	2	3	4	5	6	7
8	9	10	11	12	13	14
15	16	17	18	19	20	21
22	23	24	25	26	27	28
29	30					

October 2024

Name _____

Sunday	Monday	Tuesday	Wednesday	Thursday	Friday	Saturday
		1	2	3	4	5
6	7	8	9	10	11	12
13	14	15	16	17	18	19
20	21	22	23	24	25	26
27	28	29	30	31		

November 2024

Name _____

Sunday	Monday	Tuesday	Wednesday	Thursday	Friday	Saturday
					1	2
3	4	5	6	7	8	9
10	11	12	13	14	15	16
17	18	19	20	21	22	23
24	25	26	27	28	29	30

December 2024

Name _____

Sunday	Monday	Tuesday	Wednesday	Thursday	Friday	Saturday
1	2	3	4	5	6	7
8	9	10	11	12	13	14
15	16	17	18	19	20	21
22	23	24	25	26	27	28
29	30	31				

January 2025

Name _____

Sunday	Monday	Tuesday	Wednesday	Thursday	Friday	Saturday
			1	2	3	4
5	6	7	8	9	10	11
12	13	14	15	16	17	18
19	20	21	22	23	24	25
26	27	28	29	30	31	

February 2025

Name _____

Sunday	Monday	Tuesday	Wednesday	Thursday	Friday	Saturday
						1
2	3	4	5	6	7	8
9	10	11	12	13	14	15
16	17	18	19	20	21	22
23	24	25	26	27	28	

March 2025

Name _____

Sunday	Monday	Tuesday	Wednesday	Thursday	Friday	Saturday
2	3	4	5	6	7	1
						8
9	10	11	12	13	14	15
16	17	18	19	20	21	22
23	24	25	26	27	28	29
30	31					

April 2025

Name _____

Sunday	Monday	Tuesday	Wednesday	Thursday	Friday	Saturday
		1	2	3	4	5
6	7	8	9	10	11	12
13	14	15	16	17	18	19
20	21	22	23	24	25	26
27	28	29	30			

May 2025

Name _____

Sunday	Monday	Tuesday	Wednesday	Thursday	Friday	Saturday
				1	2	3
4	5	6	7	8	9	10
11	12	13	14	15	16	17
18	19	20	21	22	23	24
25	26	27	28	29	30	31

June 2025

Name _____

Sunday	Monday	Tuesday	Wednesday	Thursday	Friday	Saturday
1	2	3	4	5	6	7
8	9	10	11	12	13	14
15	16	17	18	19	20	21
22	23	24	25	26	27	28
29	30					

July 2025

Name _____

Sunday	Monday	Tuesday	Wednesday	Thursday	Friday	Saturday
		1	2	3	4	5
6	7	8	9	10	11	12
13	14	15	16	17	18	19
20	21	22	23	24	25	26
27	28	29	30	31		

August 2025

Name _____

Sunday	Monday	Tuesday	Wednesday	Thursday	Friday	Saturday
					1	2
3	4	5	6	7	8	9
10	11	12	13	14	15	16
17	18	19	20	21	22	23
24	25	26	27	28	29	24
31						