

Autumn



Guided Reading Lesson Ideas:

- Photocopy the needed copies of the little book and staple them.
- Show the title page and read the title.
- Discuss the autumn. What is another word for 'autumn'? What are some things that happen at this time of year?
- Can the children see some autumn things in the picture?

- Give a book to each child.
- Read the book to the children and discuss each page.
- What do you like and not like about the autumn?
- Discuss the different activities the children do in the autumn. Compare it to summer and winter activities.

- Teach the high frequency words appropriate for your class or group.
 - Go through each page, and list words that may cause difficulties.
 - Put these words in phrases and sentences and practice reading them
 - Find these words in the book. Have the students highlight them if you wish.

- Read the story through together, either with the teacher leading or have the children whisper read the story. Read the story in pairs.

Read these phrases/sentences: **It is autumn!** **ready for winter**
 We rake leaves **leaves in a basket** **a pile of leaves**
 harvest time **a long winter sleep** **time to read** **go to school**

- Use the words in the story to discuss the phonics you are teaching.


- Do the practice sheet that goes with this little book. After it is completed, put the students into pairs or small groups and have them read the practice sheet aloud and discuss the answers.

- Other activities: brainstorm autumn activities, do an autumn art project, read other books about autumn activities, learn about hibernation.

- Finally, have each child read the book aloud to you. Note the strategies the child uses and errors, if any. Then the child can take the book home to read.

Autumn

Name:



It is autumn! I like the colours of the leaves.
Colour the leaves yellow and red and orange and brown.

Read the sentences and colour the picture. Draw yourself under the tree.



Primary Success®
Read Through the Year—Early Level
Autumn

Copyright 2004
All Rights Reserved



Autumn



It is autumn!
In the autumn the days get
colder.
We get ready for winter.




In the autumn we go back
to school.
Now it is time to read!



We rake leaves.

We put the leaves in a basket.

We like to make a pile of leaves and jump in it!



In the autumn we see red leaves and yellow leaves, orange leaves and brown leaves.

The leaves fall down, down.



The autumn is harvest time.
Farmers pick apples and pumpkins
and corn.



Animals get ready to sleep.
They need to eat lots of food.
They have a long winter sleep.

Mac and the Leaves

Modify these ideas to suit your class or group.



Guided Reading Lesson Ideas:

- Photocopy the needed copies of the little book and staple them.
 - Show the title page and read the title.
 - Discuss raking leaves. Have the children done this? Is it hard work or fun or both?
 - How can you have fun with leaves? What is another word for 'fall'?

 - Give a book to each child.
 - Read the book to the children and discuss each page.
 - What did Mac do? Can your students tell you the simple story is sequence?
 - What happened to Mac in the end of the book?

 - Teach the high frequency words appropriate for your class or group.
 - Go through each page, and list words that may cause difficulties.
 - Put these words in phrases and sentences and practice reading them
 - Find these words in the book. Have the students highlight them if you wish.

 - Read the story through together, either with the teacher leading or have the children whisper read the story. Read the story in pairs.
- Read these phrases/sentences: **the leaves fall** **Up popped Mac!**
 a big pile of leaves **run and jump** **runs and jumps**
 all over him **see the leaves wiggle** **you look funny**
- Use the words in the story to discuss the phonics you are teaching.

 - Do the practice sheet that goes with this little book. After it is completed, put the students into pairs or small groups and have them read the practice sheet aloud and discuss the answers.

 - Other activities: brainstorm autumn activities, do an autumn art project, read other books about the autumn, go outdoors and jump in leaves.

 - Finally, have each child read the book aloud to you. Note the strategies the child uses and errors, if any. Then the child can take the book home to read.

Mac and the Leaves

Name:

Mac jumps in the big pile of leaves.

Sam jumps in the leaves.

Up popped Mac!

Sam makes a big pile of leaves.

Sam cannot see Mac.




Primary Success


Read Through the Year—Early Level

Mac and the Leaves

Copyright 2004




Mac and the Leaves



Mac is a cat.
Mac likes fall.
He likes to see the
leaves fall.



Up popped Mac!
"Oh," said Sam. "It's
you, Mac! You are a
funny cat. You look funny
in the leaves!"




The pile is too big!
Mac can not see.
Leaves are all over him.
Sam sees the leaves
wiggle. What is it?
Is it a rat?



Mac can see Sam
make a big pile of
leaves.



Mac sees Sam run
and jump in the leaves.
What fun!
Mac wants to jump
in the leaves, too.



Mac the cat looks at
the big pile of leaves.
Mac runs and jumps!