

# Little Books

For

# September



# Using the little books:

## Each little book has one, two or three of these options:

- print and black and white illustrations

This option is best if the book is being read by the class or a group, with a copy for each child. The picture tells the child what the words are likely to be, so early readers can be successful. The pictures may be coloured later.

- print with no illustrations

The children can draw their own illustrations, once they have been taught the words and can read the little book - or each page can be taught and then the illustration drawn.

- print with coloured illustrations.

To print a class set of little books in colour is likely too expensive, but the teacher can teach from a coloured copy. The coloured copy could be tacked on a bulletin board for 'read the room' activities, or put in the class library for later reading.

## Making the little books.....

The pages in the little books in PDF have been turned so that they should photocopy correctly.

To photocopy, the pages should stand the 'tall' portrait way. On the top of the pile, page 1 and 8 should face right, under it page 2 and 7 should face left, page 3 and 6 should face right and page 4 and 5 at the bottom of the pile should face left. Fold in half, of course.

To staple, use a 'long neck' stapler and put two staples on the fold.

# Ideas for Teaching the Little Books

## 1. At School

Teach the words *here, is, are, my, am, at, school*. Use items in the classroom and draw a picture of the noun or real items:

*Here is my desk. Here is my backpack. Here are my shoes. Here are my friends. I am at school. Peter is at school. My friends are at school.*

Read the sentences, and then isolate the words and review them. You could put them on flashcards, if you wish.

When do we use *is* and when do we use *are*?

Show the little book. What is the title? Read each page with the group. Have the students touch each word as they read. Divide the children into pairs and have them read the little book to each other.

Colour the pictures. While the children are colouring, go to students who might have problems, and have them read the little book to you.

Talk about things they see at school. Could any students make a book of their own?

The students may draw the illustrations in the non-illustrated version.

## 2. Hurray! Hurray!

Print the poem on a chart.

### Hurray! Hurray!

Hurray, hurray!

I'm here today.

\_\_\_\_\_ school

Is very cool.

We will work and play

And learn each day.

Can you see me?

I'm busy as a bee....

Hurray, hurray!

I'm here today.

School has begun.....

Isn't it fun!

Print the name of the school in the blank.

Discuss the things they do every day.

What words have you taught previously?

Have the children find them in the poem and highlight them.

Read the chart poem, touching each word.

How many times is the word *hurray* written? Other known words? Highlight them.

Read the coloured little book to the children, touching each word as you read. Re-read, then for each page have a child read it aloud. Are all the students touching the words as they are read aloud?

Give the black and white illustrated little books to the students and have them read aloud in the group and to a partner. Colour the pictures.

The book without illustrations can be drawn in, or you could glue photos in and then photocopy.

### **3. I Like Grade One**

What things do the students like about *Grade One*? This book is about the things they see at school.

Teach the words *I, like, my, Grade One*. Use items in the classroom and draw a picture of the noun or real items:

*I like my desk. I like my shirt. I like my lunchbox.*

Read the sentences, and then isolate the words and review them. You could put them on flashcards if you wish.

Show the little book. What is the title? Read each page with the group. Have the students touch each word as they read. Divide the children into pairs and have them read the little book to each other.

Colour the pictures. While the children are colouring, go to students who might have problems, and have them read the little book to you.

The students may draw the illustrations in the non-illustrated version. Talk about the 'cartoon' drawings of boys and girls. The artist drew a circle for the head, and then the clothes. Arms and legs are 'sticks' and hands and feet are ovals. Look at the arms and legs. How has the artist shown that arms and legs are moving?

After reading, the students could do a page on their own - At school I like \_\_\_\_\_. This could make a bulletin board display.

### **4. I Like School**

Print the poem on a chart.

#### **I Like School**

I like school.

I read and work and play.

I like school.

I learn new things each day,

I like school.

I write, I sing and run.

I like school

It's great to have such fun!

Talk about the things the students like about school. Make a list of things they like.

What words have you taught previously?

Have the children find them in the poem and highlight them.

Read the chart poem, touching each word.

How many times is the word *hurray* written?

Read the coloured little book to the children, touching each word as you read. Re-read, then for each page have a child read it aloud. Are all the students touching the words as they are read aloud?

Give the black and white illustrated little books to the students and have them read aloud in the group and to a partner. Colour the pictures.

The book without illustrations can be drawn in, or you could glue photos in and then photocopy.

## 5. I Will Learn

### I Will Learn

I will learn to read.

I will learn to spell.

I will learn my numbers

Very well.

I will learn to sing,

And I'll learn to play ball.

I'll learn to walk

Like a mouse in the hall.

But best of all

When the learning is done,

I 'll have new friends

And that's the BEST fun!

Talk about the things the students are learning in school.

What words have you taught previously?

Have the children find them in the poem and highlight them. Show *I will* and *I'll*.

Read the chart poem, touching each word. How many times is the word *learn* written? Highlight it.

Read the coloured little book to the children, touching each word as you read. Re-read, then for each page have a child read it aloud. Are all the students touching the words as they are read aloud?

This will be a memorization book for most of your students this early in the year. Use picture clues for reading, as well as the known words.

Give the black and white illustrated little books to the students and have them read aloud in the group and to a partner. Colour the pictures.

The book without illustrations can be drawn in, or you could glue photos in and then photocopy.

## 6. The Good Morning Song

The teacher says 'Good Morning' to you every day! What does she mean? Why does she say it? Do you say 'Good Morning' back to her?

Teach the words *and, the, says, I, say, see, you, good morning*.

Put these words in sentences. *I say good morning. The boy says good morning.*

Show the coloured book. What is the title? What does the illustration on the cover tell you?

Read the little book to the students. Do animals on the farm or your pets say good morning? Perhaps they do!

Teach the animal sounds words.

Give each student a black and white copy of the little book. Read it together and read in pairs. Words that are repeated can be highlighted. Colour the pictures.

## 7. September

Talk about the month of September. Print the word on a chart. Have the students think of all the good things that happen in September.

This will likely be a memorization book, with some known words.

Read the book to the group, and then re-read it touching each word. Read each page, and then have a child come up and touch the words as he/she 'reads'. Talk about each page and if the September where you live is like this. Are the days cooler? Do you wear jackets when you go out to play? Are there coloured leaves?

Give out the black and white copies to each child, and read each page together - touching each word as we read. Highlight words that have already been taught. How does the picture help us read? Re-read in partners.

Colour the pictures. Use the book without illustrations to make a wall chart with the students' drawings, or cut out printed photos and glue to each page and photocopy.

## 8. Autumn Leaves

This little book can be taught as you teach the colour words. It is a simple little book, as most pages have a pattern.

Teach the little book as in the previous ones. Talk about autumn and the leaves turning colour. Go for a nature walk, and collect coloured leaves. Sort them in a variety of ways.

This book is only in black and white. You can colour your copy with pencil crayons, so the teacher's copy can be put up for 'read the room' activities and looks inviting.

The illustrations are easy to colour - but make sure the students are colouring to match the word on each page.

## **9. Falling Leaves**

Print the short poem on a chart. Use different coloured markers to print the colour words. Read the poem to the students. Talk about the different colours of leaves in the autumn. What do the children like about this? Coloured leaves are beautiful, as well as interesting colours and fun to gather in a pile and jump in.

Teach the words *leaves*, *falling*, *and*. Find words in the poem and circle them

Read the coloured little book and discuss the illustrations. Give out the black and white copies to the children and read through the book together, having the children touch each word as they read. Read as a group, have pages read independently and have the little books read in pairs.

Colour the pictures, making sure the colours match the words on the page.

The book without illustrations can be used if the children wish to draw their own pictures - or find leaves of different colours and tape them to the pages.

## **8. Autumn Leaves**

This little book can be taught as you teach the colour words. It is a simple little book, as most pages have a pattern.

Teach the little book as in the previous ones. Talk about autumn and the leaves turning colour. Go for a nature walk, and collect coloured leaves. Sort them in a variety of ways.

This book is only in black and white. You can colour your copy with pencil crayons, so the teacher's copy can be put up for 'read the room' activities and looks inviting.

The illustrations are easy to colour - but make sure the students are colouring to match the word on each page.

## **10. Five Speckled Frogs**

This book is only in black and white. This is a counting book, of course. There is quite a bit of reading, so the poem should be memorized for the children who are not yet reading.

Print the two verses of the poem without the number words - just leave a space. Teach the two verses as the children follow the words. Find the word 'frogs' and 'logs'. Do you think bugs are delicious? Would you say 'Yum, yum'?

Teach the poem as the students have 5 counters on their table-tops. As you say the poem, they can remove a counter as each frog jumps into the pond.

Give out the little books, once the children know the poem quite well. There is one problem - the frogs and logs are not speckled! They may wish to do this. Show the children how to draw a splash. Which frog has jumped into the pond in each page? How can they find out? Make a splash beside the empty log to show where the frog was. Read the little books as in previously taught ones.

## **11. It's \_\_\_\_\_'s Birthday!**

This little book can be brought out when a member of your class has a birthday. Fill in the blanks with the birthday child's name, what colour the icing should be, on page 3, use him/her. On page 7 the number of candles for the age - and draw the right number of small candles on the cake.

Colour the pictures nicely, and the birthday child can have all the little books to take home. Put the name of the book's original owner on the back..... From \_\_\_\_\_

Children who have birthdays through the year on non-school days can have this done on the school day before the birthday. Children who have birthdays in the summer could have 'half-birthdays' - six months from the real one.



## **12. Colours**

This is a simple poem about colours. Print the short poem on a chart. Use different coloured markers to print the colour words. Read the poem to the students. Talk about the things chosen for each colour. Can the students think of other things for each colour?

Teach the colour words.

Read the coloured little book and discuss the illustrations. Give out the black and white copies to the children and read through the book together, having the children touch each word as they read. Read as a group, have pages read independently and have the little books read in pairs. The students can circle the colour words with the correct crayon.

Colour the pictures, making sure the colours match the words on the page.

The book without illustrations can be used if the children wish to draw their own pictures.

## **13. We Went For a Walk**

This little book can be used with a beginning lesson on the five senses. Read the coloured little book to the class, talking about the things the children in the little story saw, heard, smelled and touched. These are the ways we can find out things!

Each child can have their own copy of the black and white little book, read it and colour the pictures.

Go for a walk and talk about the things the class can see, hear, touch, smell - and bring pieces of apple for each child or other treat - peppermints, or gummy fruit candies, perhaps (in separate little baggies...) - to taste, of course.

Then when you are back in the classroom, give out the little book with no illustrations and have the students fill in the blanks (with your help) and draw the pictures,



## 14. ABC Animal Rap

This is a poem about the alphabet letters. Say it with rhythm! Teach it as the previous poems, with the teaching of words, the teacher reading it and re-reading it when touching the words.

The children's black and white copy can be read together, and in small groups or with a partner.

Z is, of course, pronounced 'zed'.....






*Primary Success Publications*

Little Books for Grade One - September Literacy Extras


Copyright 2016

Primary Success Publications


# At School




Here is my pencil.



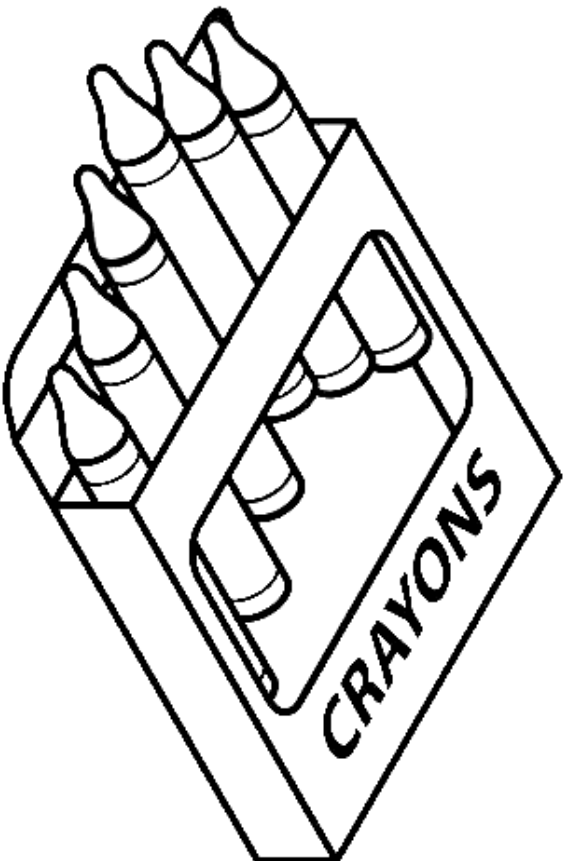
I am at school!




Here is my teacher.



Here is my eraser.



Here are my crayons.



Here are my scissors.



*Primary Success Publications*

Little Books for Grade One - September Literacy Extras

Copyright 2016

Primary Success Publications

# At School

Here is my pencil.

I am at school!


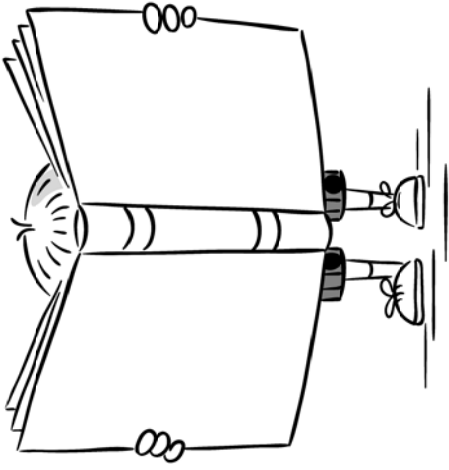


Here is my teacher.

Here is my eraser.

Here are my crayons.

Here are my scissors.



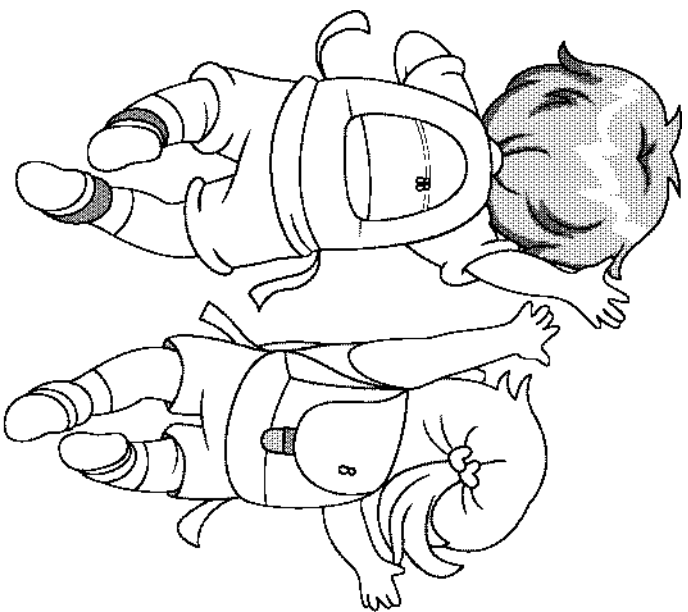
*Primary Success Publications*

Little Books for Grade One - September Literacy Extras


Copyright 2016

Hurray!


Hurray!



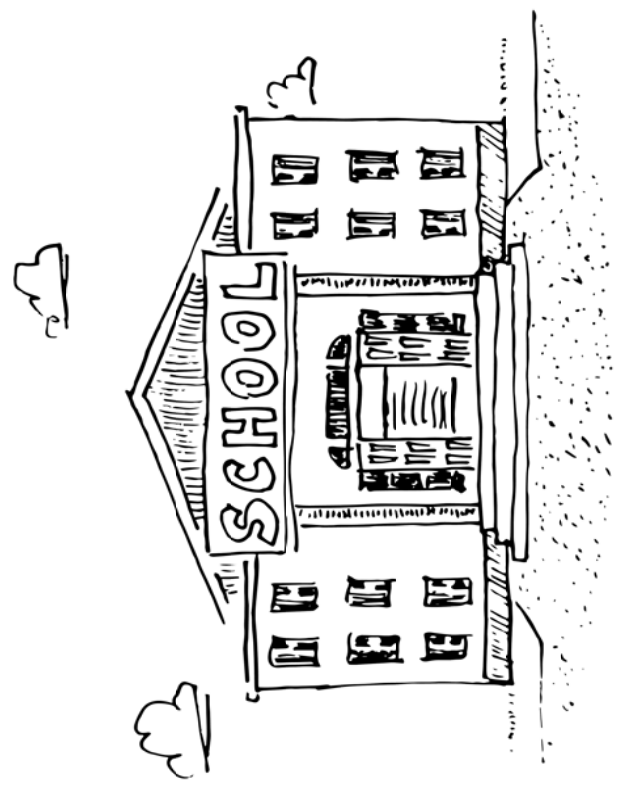
Hurray, hurray!  
I'm here today.



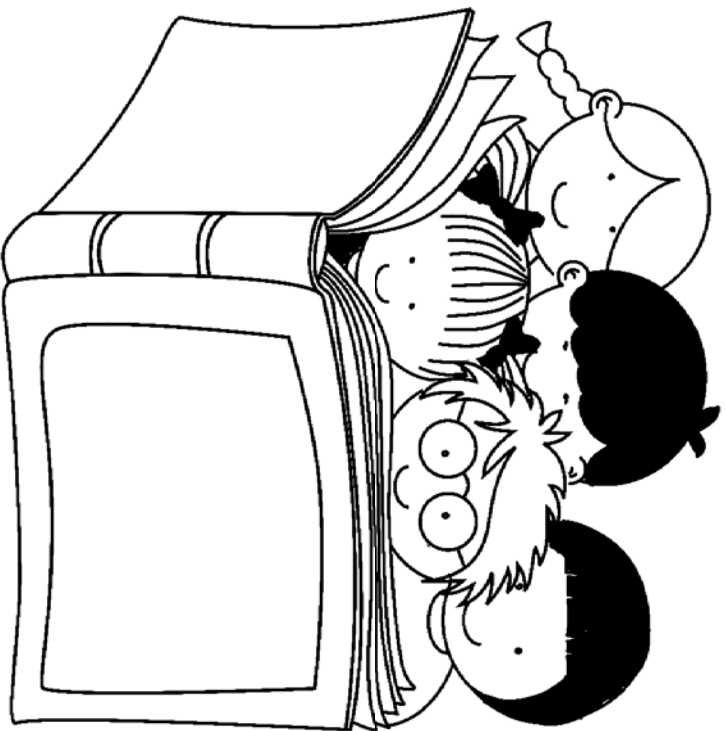
School has begun.....  
Isn't it fun!



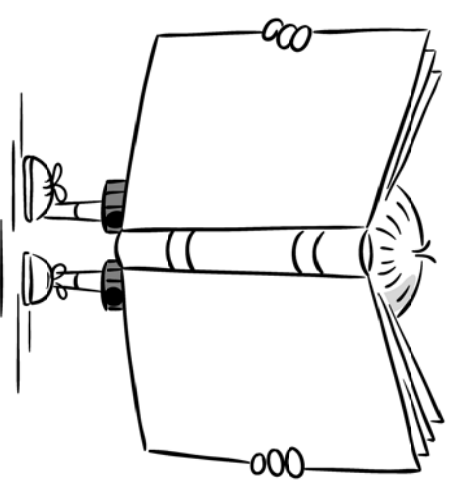
Hurray, hurray!  
I'm here today.




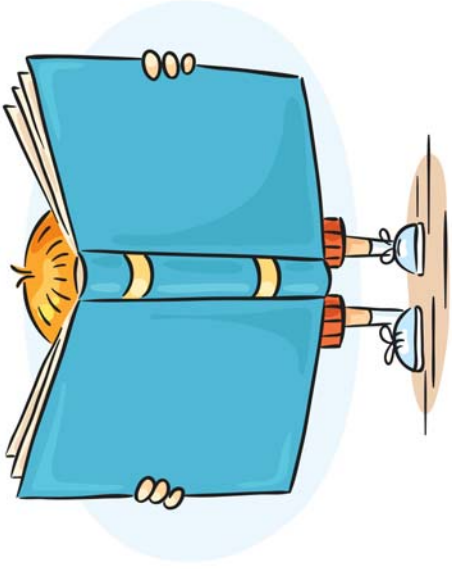
\_\_\_\_\_ school  
Is very cool.



*We will work and play  
And learn each day.*



*Can you see me?  
I'm busy as a bee....*




*Primary Success Publications*

Little Books for Grade One - September Literacy Extras


Copyright 2016

Hurray!

Hurray!



Hurray, hurray!  
I'm here today.



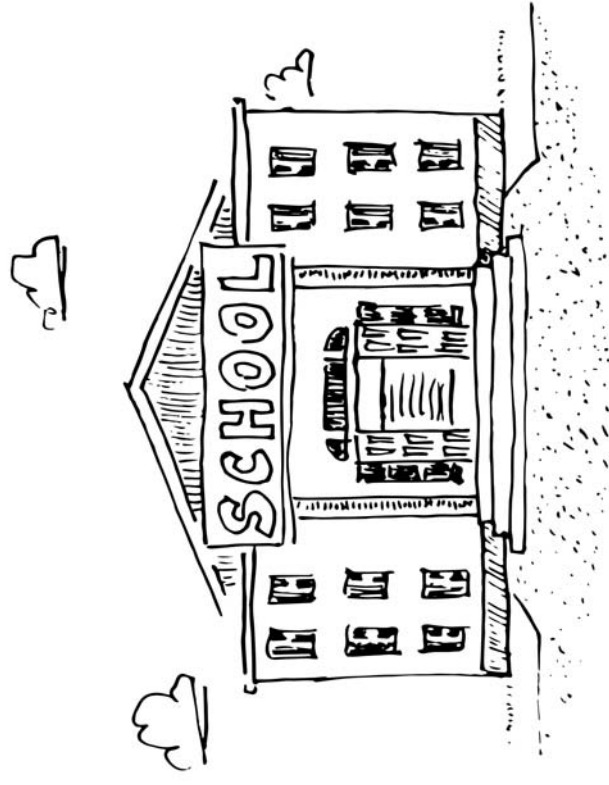
School has begun.....  
Isn't it fun!





Hurray, hurray!

I'm here today.




\_\_\_\_\_ school

Is very cool.



We will work and play

And learn each day.



Can you see me?

I'm busy as a bee....



*Primary Success Publications*

Little Books for Grade One - September Literacy Extras

Copyright 2016

Hurray!

Hurray!

Hurray, hurray!  
I'm here today.

School has begun.....  
Isn't it fun!

Hurray, hurray!


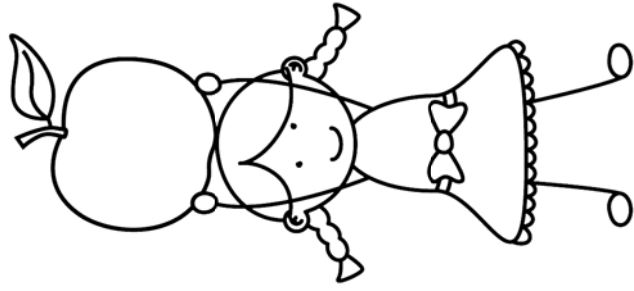
I'm here today.

\_\_\_\_\_ school

Is very cool.

*We will work and play  
And learn each day.*

*Can you see me?  
I'm busy as a bee....*




*Primary Success Publications*

Little Books for Grade One - September Literacy Extras

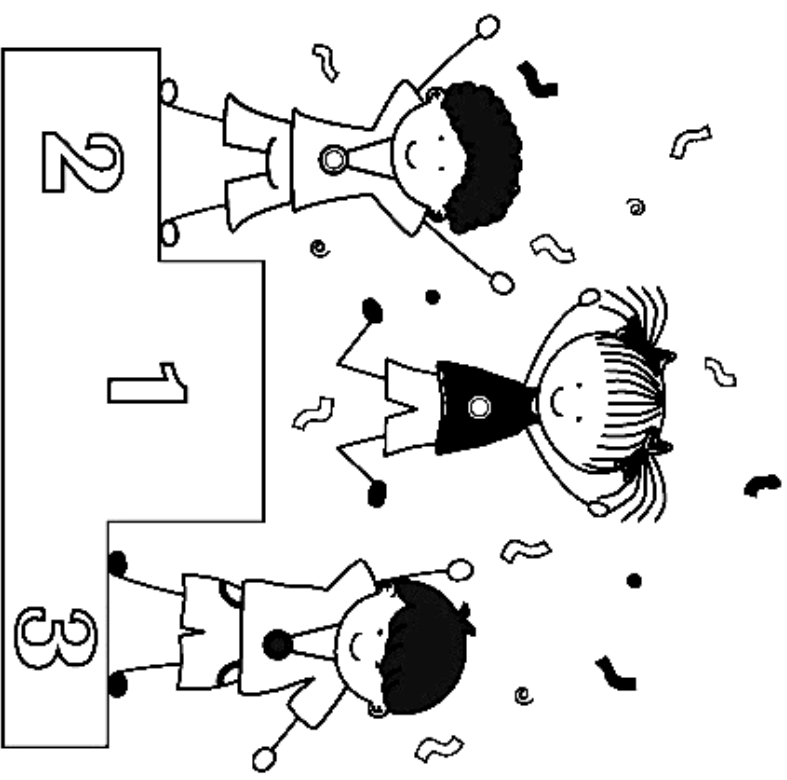
Copyright 2016

# I Like

# Grade One




I like my backpack.




I like Grade One!

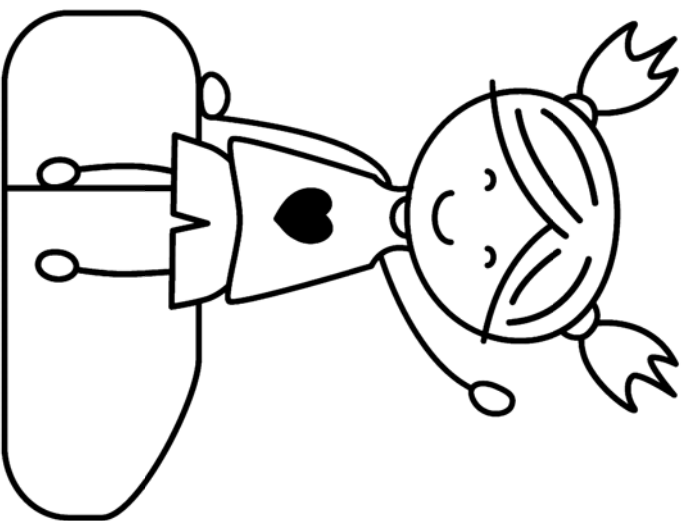





I like my book.





I like my pencil.



I like my eraser.



I like my scissors.




*Primary Success Publications*

Little Books for Grade One - September Literacy Extras


Copyright 2016

# I Like


# Grade One




I like my backpack.



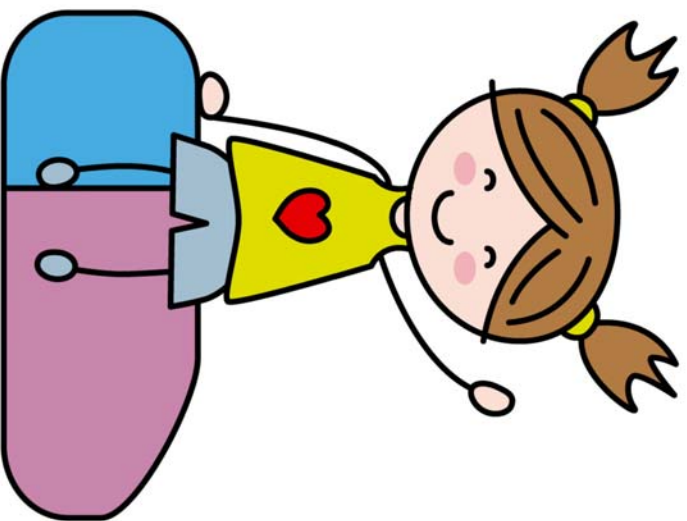
I like Grade One!



I like my book.



I like my pencil.



I like my eraser.



I like my scissors.



*Primary Success Publications*

Little Books for Grade One - September Literacy Extras

Copyright 2016

# I Like

# Grade One

**I like my backpack.**

**I like Grade One!**



I like my book.



I like my pencil.

**I like my eraser.**

4

**I like my scissors.**

5

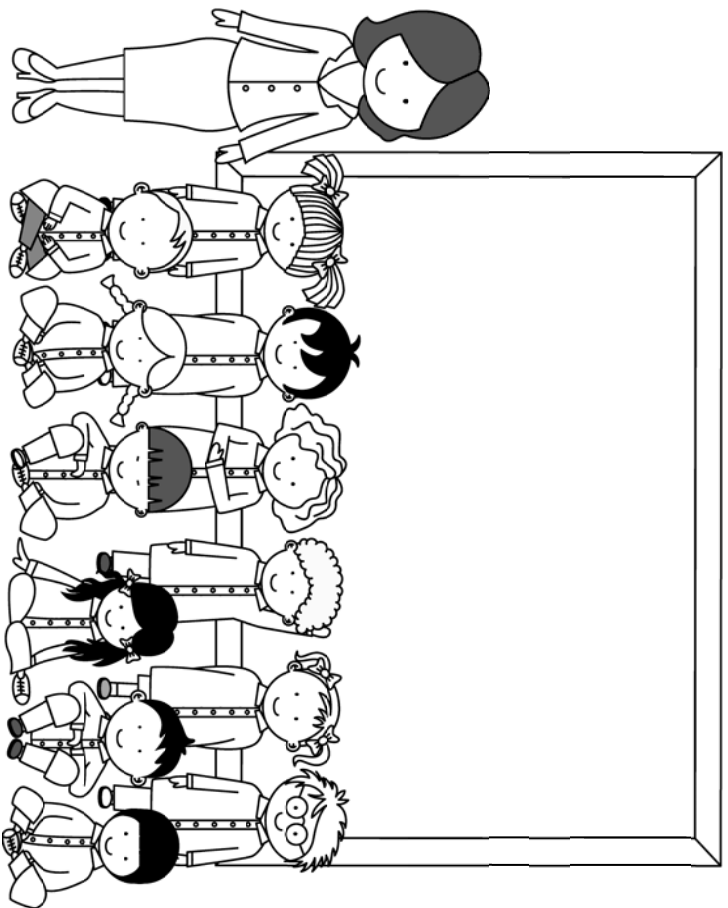


*Primary Success Publications*

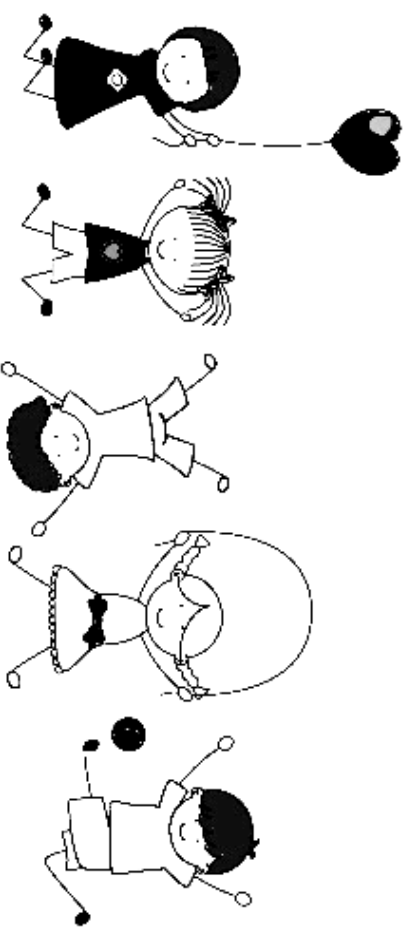
Little Books for Grade One - September Literacy Extras

Copyright 2016


# I Like School




**I like school.**




**I like school.  
It's great to have  
such fun!**




I like school.  
I write, I sing  
and run.



I read and work  
and play.



I like school.



I learn new things  
each day.




*Primary Success Publications*


Little Books for Grade One - September Literacy Extras

Copyright 2016

# I Like School




I like school.



I like school.  
It's great to have  
such fun!







I like school.  
I write, I sing  
and run.



I read and work  
and play.



I like school.



I learn new things  
each day.



*Primary Success Publications*

Little Books for Grade One - September Literacy Extras

Copyright 2016

# I Like School

**I like school.**

**I like school.  
It's great to have  
such fun!**



I like school.

I write, I sing  
and run.

I read and work  
and play.

**I like school.**

**I learn new things  
each day.**




*Primary Success Publications*

Little Books for Grade One - September Literacy Extras

Copyright 2016


**I Will**

**Learn**



**I will learn to read.**


**I will learn to spell.**



**I'll have new friends**

**And that's the BEST fun!**







But best of all

When the learning is done,

I will learn my numbers


Very well.







**I will learn to sing,**

**And I'll learn to play ball.**



**I'll learn to walk**

**Like a mouse in the hall.**



*Primary Success Publications*

Little Books for Grade One - September Literacy Extras

Copyright 2016

# I Will

# Learn



I will learn to read.

I will learn to spell.



I'll have new friends

And that's the BEST fun!



But best of all

When the learning is done,

I will learn my numbers

Very well.





I will learn to sing,  
And I'll learn to play ball.



I'll learn to walk  
Like a mouse in the hall.



*Primary Success Publications*

Little Books for Grade One - September Literacy Extras

Copyright 2016

# I Will Learn

**I will learn to read.  
I will learn to spell.**

**I'll have new friends  
And that's the BEST fun!**



But best of all

I will learn my numbers



When the learning is done,

Very well.



I will learn to sing,  
And I'll learn to play ball.

I'll learn to walk  
Like a mouse in the hall.




*Primary Success Publications*


Little Books for Grade One - September Literacy Extras

Copyright 2016


# The Good Morning Song




Oh, the duck says "Quack", But I say "Good Morning"  
when I see you!



and the cat says "Mew",




and the cow says "Moo",





The old red rooster says

"Cock-a-doodle-doo".



The sheep says "Baa",




*Primary Success Publications*

Little Books for Grade One - September Literacy Extras


Copyright 2016

# The Good Morning Song



Oh, the duck says "Quack", But I say "Good Morning"  
when I see you!





and the cat says "Mew",




and the cow says "Moo",




The old red rooster says

"Cock-a-doodle-doo".



The sheep says "Baa",



*Primary Success Publications*

Little Books for Grade One - September Literacy Extras

Copyright 2016

# The Good Morning Song


Oh, the duck says "Quack",      But I say "Good Morning"  
when I see you!

and the cat says "Mew", and the cow says "Moo",

The old red rooster says

The sheep says "Baa",

"Cock-a-doodle-doo".




*Primary Success Publications*


Little Books for Grade One - September Literacy Extras

Copyright 2016

# September




**We're back to school  
With all our friends**



**Coloured leaves and  
The beginning of fall.**






**I ♡ summer!**

**September is  
Great fun for all**

**That's the way  
The summer ends.**



**In September  
Days are cool**



**We wear jackets  
When we play at school.**



 *Primary Success Publications*

Little Books for Grade One - September Literacy Extras

Copyright 2016

# September



**We're back to school  
With all our friends**




**Coloured leaves and  
The beginning of fall.**



I ♡ summer!

September is  
Great fun for all

That's the way  
The summer ends.



**In September**

**Days are cool**



**We wear jackets**

**When we play at school.**



*Primary Success Publications*

Little Books for Grade One - September Literacy Extras

Copyright 2016

# September

**We're back to school  
With all our friends**

2

**Coloured leaves and  
The beginning of fall.**

7



**September is  
Great fun for all**


**That's the way  
The summer ends.**

**In September**

**Days are cool**

**We wear jackets**

**When we play at school.**



*Primary Success Publications*

Little Books for Grade One - September Literacy Extras

Copyright 2016

# Autumn


# Leaves




**I see a yellow leaf.**




**I love Autumn leaves!**




I see a brown leaf.




I see a red leaf.



**I see a green leaf.**



**I see an orange leaf.**




*Primary Success Publications*

Little Books for Grade One - September Literacy Extras

Copyright 2016



# Falling Leaves



Brown leaves




Falling on my head!







Bright leaves are  
everywhere



and yellow leaves,



Orange leaves




and red,




*Primary Success Publications*

Little Books for Grade One - September Literacy Extras


Copyright 2016



# Falling Leaves



Brown leaves




Falling on my head!




Bright leaves are  
everywhere



and yellow leaves,



Orange leaves



and red,



*Primary Success Publications*

Little Books for Grade One - September Literacy Extras

Copyright 2016

# Falling Leaves

**Brown leaves**

**Falling on my head!**


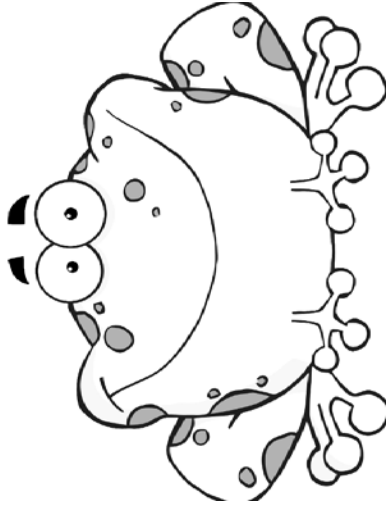


Bright leaves are  
everywhere

and yellow leaves,

Orange leaves






and red,



*Primary Success Publications*


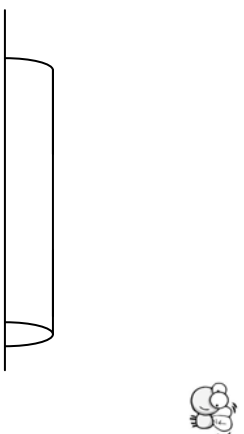
Little Books for Grade One - September Literacy Extras

Copyright 2016







Five green and speckled frogs  
 Sat on some speckled logs  
 Eating the most delicious bugs.  
 YUM! YUM!

One jumped into the pool  
 Where it was nice and cool  
 Then there were four frogs  
 Sitting on the speckled logs.






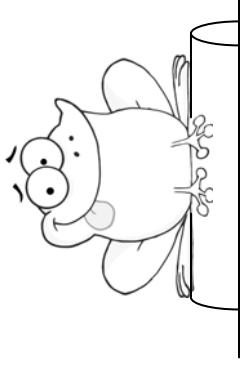
No green and speckled frogs  
 Sitting on some speckled logs  
 Eating the most delicious bugs.  
 YUM! YUM!

They all jumped into the pool  
 Where it was nice and cool  
 Then there were no frogs  
 Sitting on the speckled logs.  
 Bye! Bye!



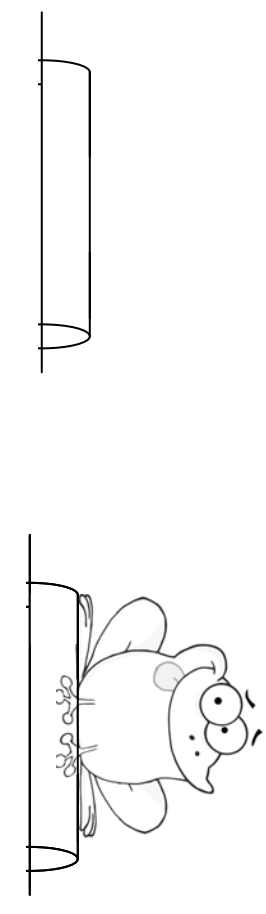
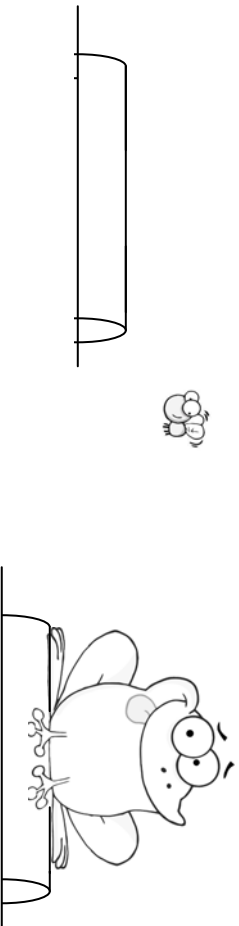

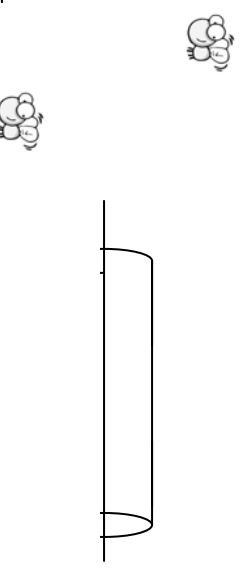



One green and speckled frog  
 Sat on a speckled log  
 Eating the most delicious bugs.  
 YUM! YUM!

One jumped into the pool  
 Where it was nice and cool  
 Then there were no frogs  
 Sitting on the speckled logs.



Four green and speckled frogs  
 Sat on some speckled logs  
 Eating the most delicious bugs.  
 YUM! YUM!

One jumped into the pool  
 Where it was nice and cool  
 Then there were three frogs  
 Sitting on the speckled logs.

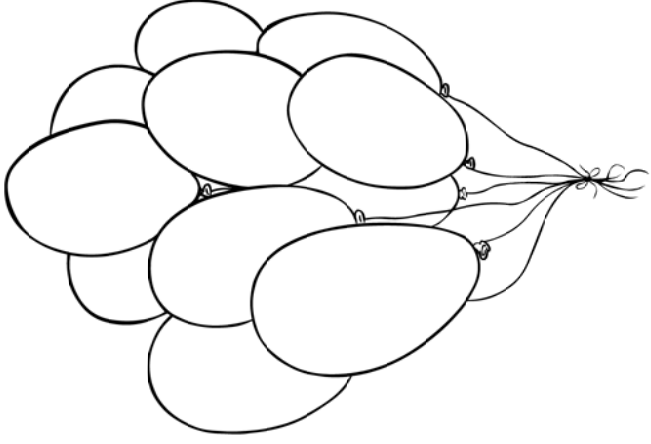


Three green and speckled frogs  
 Sat on some speckled logs  
 Eating the most delicious bugs.  
 YUM! YUM!

Two green and speckled frogs  
 Sat on some speckled logs  
 Eating the most delicious bugs.  
 YUM! YUM!

One jumped into the pool  
 Where it was nice and cool  
 Then there were two frogs  
 Sitting on the speckled logs.

One jumped into the pool  
 Where it was nice and cool  
 Then there was one frog  
 Sitting on a speckled log.



**It's \_\_\_\_\_'s**

**PS** *Primary Success Publications*

Little Books for Grade One - September Literacy Extras


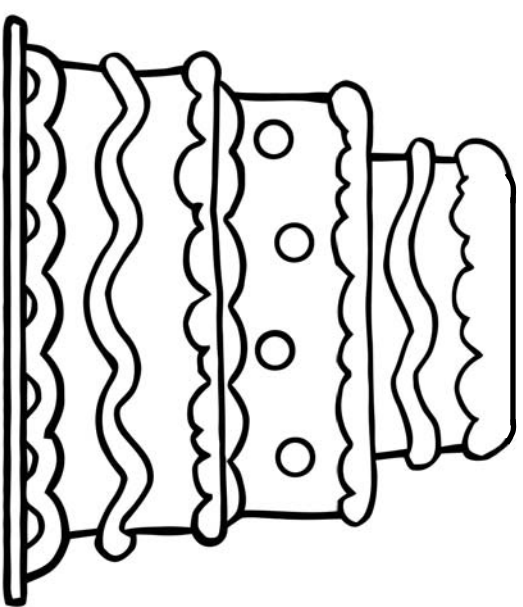
Copyright 2016

**Birthday!**



Today is \_\_\_\_\_'s  
birthday,

2

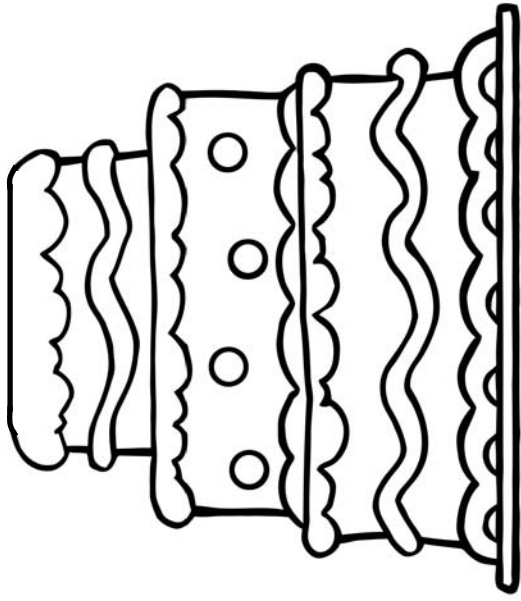


We put \_\_\_\_\_ candles on it  
To make the birthday bright.

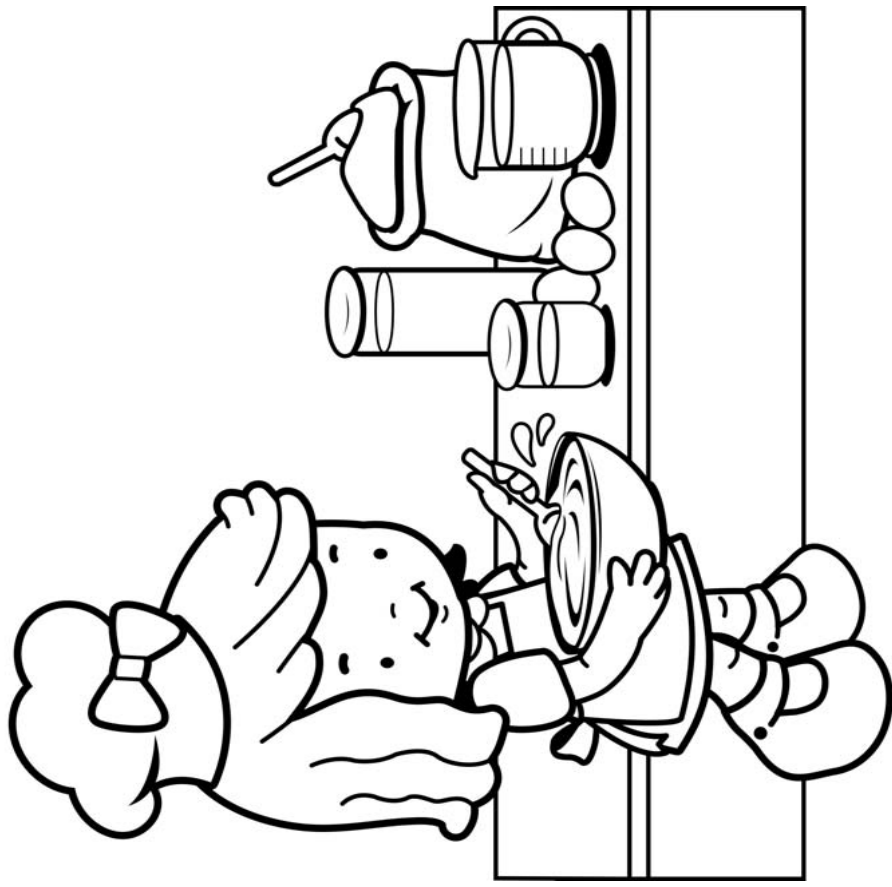
Happy birthday, \_\_\_\_\_!

7






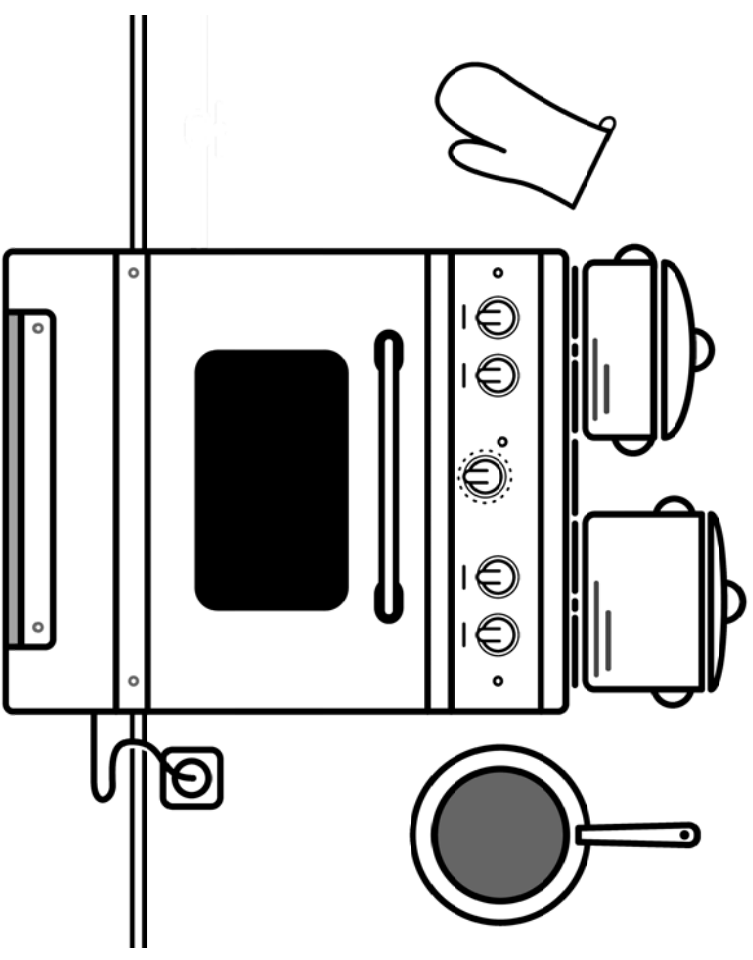
Here's the cake  
so nice and round,  
We ice it \_\_\_\_\_ and  
white.



Let's make \_\_\_\_\_  
a cake.



Mix and stir,  
mix and stir,



Then into the oven  
to bake.



*Primary Success Publications*

Little Books for Grade One - September Literacy Extras

Copyright 2016

**It's**

**'s**

---

**Birthday!**

Today is \_\_\_\_\_'s  
birthday,

We put \_\_\_\_\_ candles on it  
To make the birthday bright.

Happy birthday, \_\_\_\_\_!

Here's the cake

so nice and round,

We ice it \_\_\_\_\_ and  
white.

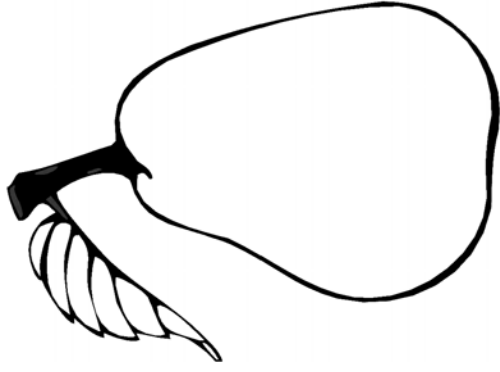
Let's make \_\_\_\_\_  
a cake.

Mix and stir,  
mix and stir,

4

Then into the oven  
to bake.

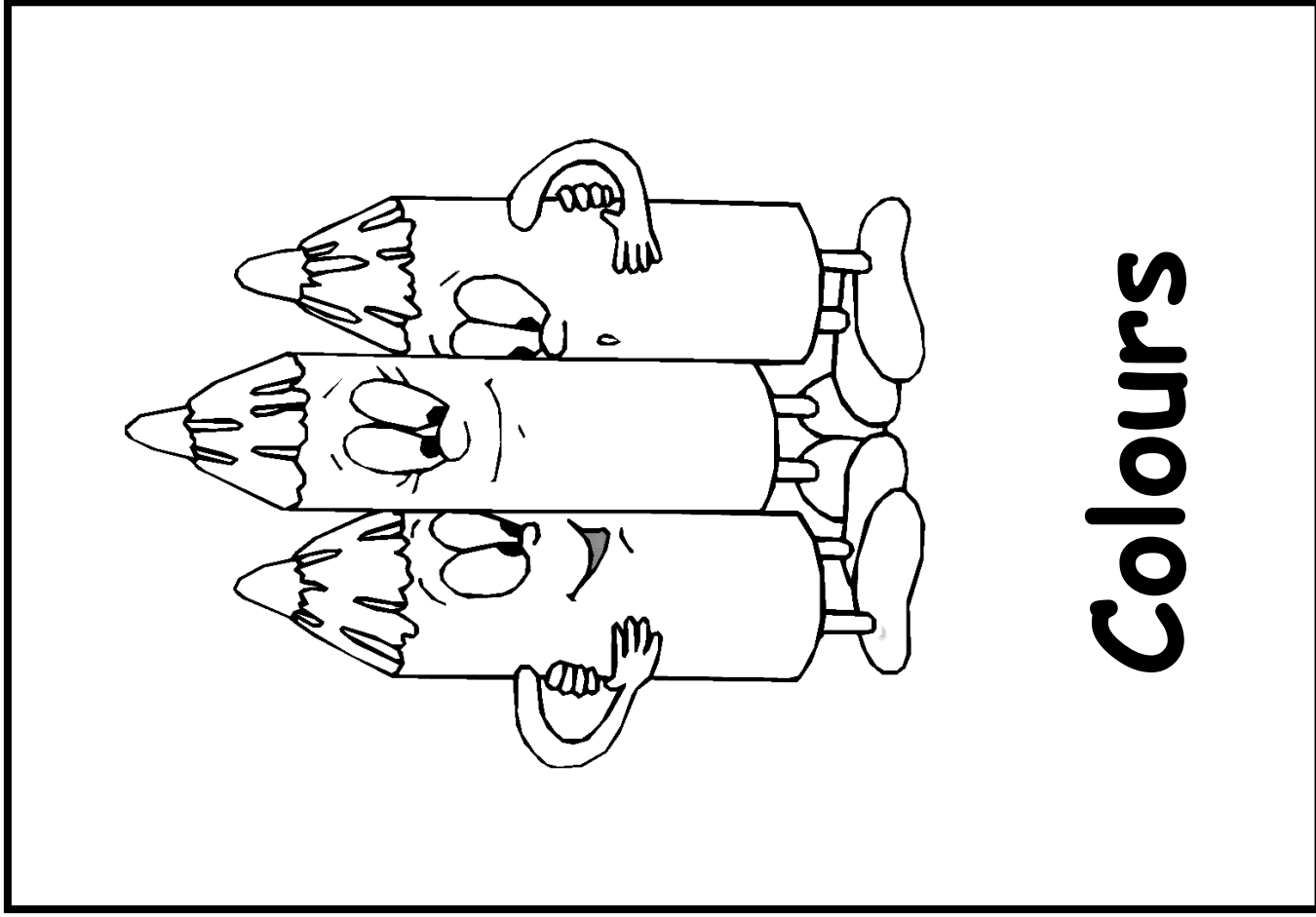
5




*Primary Success Publications*

Little Books for Grade One - September Literacy Extras

Copyright 2016



# Colours





Orange is a carrot,



Black is a witch's hat,  
And red is cherry pie.








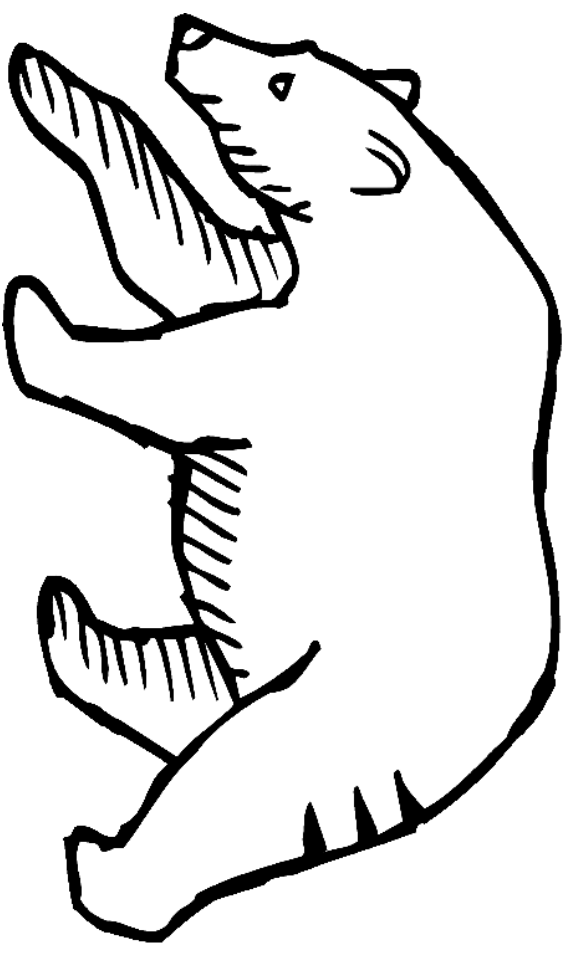
Purple is a plum,

Blue is the sky,


Yellow is a pear,



Green is the grass,




And brown is the bear.




*Primary Success Publications*

Little Books for Grade One - September Literacy Extras

Copyright 2016



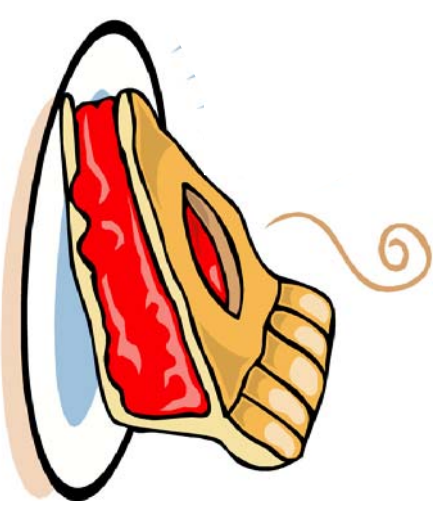
# Colours




Orange is a carrot,




Black is a witch's hat,  
And red is cherry pie.







Purple is a plum,

Blue is the sky,




Yellow is a pear,





Green is the grass,



And brown is the bear.



*Primary Success Publications*

Little Books for Grade One - September Literacy Extras

Copyright 2016

# Colours

**Orange is a carrot,**

**Black is a witch's hat,  
And red is cherry pie.**



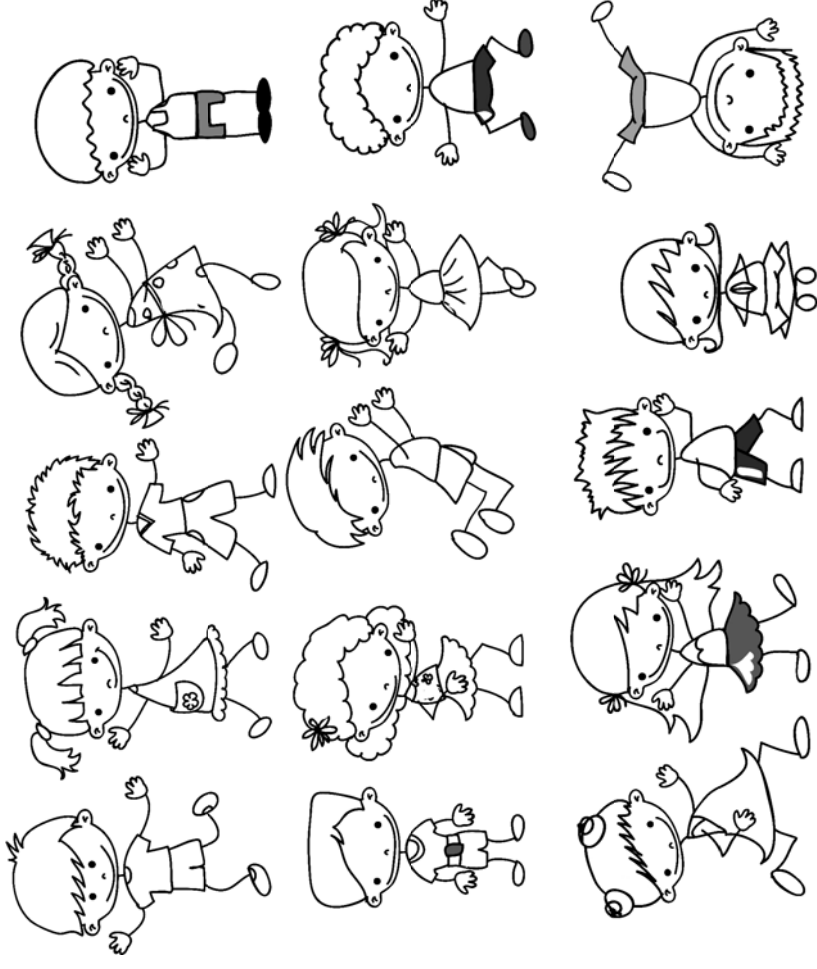
Purple is a plum,

Blue is the sky,

Yellow is a pear,

*Green is the grass,*

*And brown is the bear.*




**PS** *Primary Success Publications*


Little Books for Grade One - September Literacy Extras

Copyright 2016

# We Went For a Walk



We went for a walk!




And we all tasted apples!




I touched mud.




I saw a beautiful  
butterfly.



I heard birds singing.



I smelled flowers.



**PS** Primary Success Publications


Little Books for Grade One - September Literacy Extras

Copyright 2016

# We Went For a Walk




We went for a walk!




And we all tasted apples!





I touched mud.




I saw a beautiful  
butterfly.



I heard birds singing.

4



I smelled flowers.

5



*Primary Success Publications*

Little Books for Grade One - September Literacy Extras

Copyright 2016

# **We Went For a Walk**

We went for a walk!

And we all tasted \_\_\_\_\_

\_\_\_\_\_!

I touched \_\_\_\_\_  
\_\_\_\_\_.

I saw \_\_\_\_\_  
\_\_\_\_\_.

I heard \_\_\_\_\_

\_\_\_\_\_.

4

I smelled \_\_\_\_\_

\_\_\_\_\_.

5