



Primary Success  
Apples  
Written by: Kelly Raine


All Rights Reserved



I like apples,  
nice and sweet,




I like apples.  
Munch, munch, crunch!



I like apples  
in my lunch.



I like apples,  
good to eat!




I like apples,  
day or night,



I like apples,  
take a bite!




Primary  
Success  
Publications 





Apples  
in the Fall

Primary  
Success  
Publications 

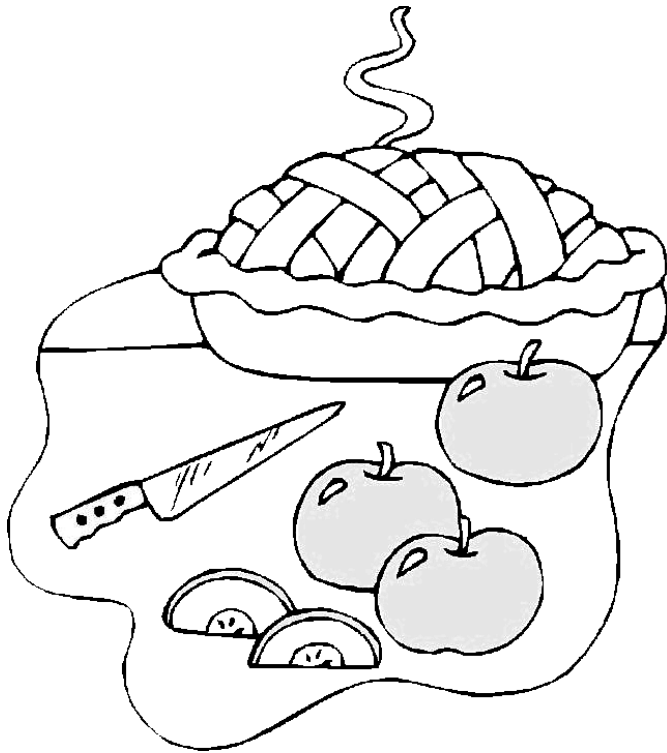
**Apples in the Fall**  
Copyright 2004  
All Rights Reserved



In the fall  
my apple tree,



Apples big and apples small,  
I like apples in the fall!




If I'm lucky Mom will make  
An apple pie that she  
will bake.



Has big red apples  
for you and me.




We pick the apples  
and have a munch,



And Mom will put them  
in my lunch.






Apples




**Apples**  
Copyright 2006  
All Rights Reserved



Apples are red and yellow  
and green.  
What one do you like best?

I like \_\_\_\_\_ apples.



Apples are ready when it is time  
to go back to school.  
Will you bring an apple to school?  
What will you do with it?

---



Apples can be a healthy snack and  
they can be a yummy treat.  
How do you like to eat apples?

---

We like apples!  
Animals like to eat apples, too!  
Match the words and pictures.

raccoon



horse



pig



worm





Apples can be fun, too!  
At Halloween we can bob  
for apples.  
This boy will be all wet!  
Do you like to do that?

---



Apples are picked from a tree  
on a farm.  
Then the apples go to a store.  
Where do you get apples?

---

# Apples




## Guided Reading Lesson Ideas:

- Photocopy the needed copies of the little book and staple them.
- Show the title page and read the title.
- This book is about apples.
- What do you know about apples?
  
- Give a book to each child.
- Go through the book page by page. This can be sung to 'BINGO'.
- Draw a picture on page 7 to show the child's favourite apple and write appropriate words in the blanks.
- When the book is complete, read it to a partner and group.
  
- Teach the high frequency words appropriate for your class or group.
  - Go through each page, and list words that may cause difficulties.
  - Put these words in phrases and sentences and practice reading them
  - Find these words in the book. Have the students highlight them if you wish.

Read these phrases/sentences:


<b>a fruit</b>	<b>I love best</b>	<b>oh</b>
<b>apples ripen</b>	<b>it's time</b>	<b>apple juice</b>
<b>apple sauce</b>	<b>apple pie</b>	<b>my favourite apple</b>

- Use the words in the story to discuss the phonics you are teaching.
  
- There is no practice sheet with this book. The work is on page 7 of the book.
  
- Other activities: do graphing activities to show the favourite apple, make applesauce, cut apples to see the star and do stamping.
  
- Finally, have each child read the book aloud to you. Note the strategies the child uses and errors, if any. Then the child can take the book home to read.



**Primary Success®**  
Read Through the Year—Early Level


Apples



# Apples



There is a fruit that I love best  
And apple is its name, oh,  
A-p-p-l-e  
A-p-p-l-e  
A-p-p-l-e  
And apple is its name, oh.



My favourite apple is

\_\_\_\_\_.

I like to eat \_\_\_\_\_

\_\_\_\_\_

made from apples.




Make apple juice or applesauce  
Or apple pie with apples,  
A-p-p-l-e  
A-p-p-l-e  
A-p-p-l-e  
And apple is its name, oh.




Apples ripen in the fall  
It's time to pick an apple,  
A-p-p-l-e  
A-p-p-l-e  
A-p-p-l-e  
And apple is its name, oh.





An apple may be red or green  
Some apples may be yellow,  
A-p-p-l-e  
A-p-p-l-e  
A-p-p-l-e  
And apple is its name, oh.



Cut into an apple ripe  
Can you find the star?  
A-p-p-l-e  
A-p-p-l-e  
A-p-p-l-e  
And apple is its name, oh.